

Navajo Community College District
Northland Pioneer College
2021-2022 IPEDS Data Collection Report

IPEDS 2021-22 Data Collection System

IPEDS HELP DESK (877) 225-2568 | ipedshelp@rti.org
OMB NO. 1850-0582 v.27 : Approval Expires 8/31/2022
User ID: P1053491

View Current Year Reporting Map

Northland Pioneer College (105349) (4)

[Instructions](#)
[Video Tutorials](#)
[1 Assign New Reporting Map](#)
[2 Generate Reporting Map](#)
[3 Reporting Map Summary](#)

Step 3. View this year reporting map

- Reporting institutions are bold, non-Title IV institutions (if any) under the reporting institution are gray, and Title IV institutions under the reporting institution are regular.
- If you need assistance, or if the information shown is not correct, please contact the IPEDS Help Desk at 1-877-225-2568 or ipedshelp@rti.org

*Changed this year

OPE ID	Location Name	Location Address	Title IV	IPEDS Unit ID / Name / Address	Remarks
 01186200	Northland Pioneer College	2251 East Navajo Boulevard, Holbrook, AZ	Yes	UnitID: 105349 / Northland Pioneer College / 2251 E. Navajo Blvd. / Holbrook / AZ / 860250610	
01186201	Northland Pioneer College - Little Colorado Campus	1400 East Third Street, Winslow, AZ	Yes		
01186203	Northland Pioneer College - Silver Creek Campus	1610 South Main Street, Snowflake, AZ	Yes		
01186204	Northland Pioneer College - White Mountain Campus	1001 West Deuce of Clubs, Show Low, AZ	Yes		

01186205	Northland Pioneer College - Kayenta Center	Kayenta Center, Kayenta, AZ	Yes		
01186206	Northland Pioneer College - Hopi Center	State Highway 264 @ Junction to, Keams Canyon, AZ	Yes		
01186207	Northland Pioneer College - Saint Johns Center	65 West 3rd South, Saint Johns, AZ	Yes		
01186208	Northland Pioneer College - Springerville/Eagar Center	578 North Main Street, Eagar, AZ	Yes		
01186210	Northland Pioneer College - Whiteriver Center	720 South Chief, Whiteriver, AZ	Yes		
01186212	Northland Pioneer College - Eagar Heavy Equipment Operations	7 South Highway 180, Lot #2, Eagar, AZ	No		
01186213	Northland Pioneer College - JC Industrial Technology/Maintenance	Cholla Power Plant, Joseph City, AZ	Yes		
01186214	Northland Pioneer College - Show Low Auto Technology Site	1400 North Lumberman's Loop, Show Low, AZ	Yes		
01186215	Northland Pioneer College - Show Low Welding	1380 East Thornton Road, Show Low, AZ	Yes		
01186216	Northland Pioneer College - St Johns Cosmetology Program	955 W13 West, Suite B, St Johns, AZ	Yes		
01186217	Northland Pioneer College - St Johns Welding	955 W13 West, Suite B, St Johns, AZ	Yes		
01186218	Northland Pioneer College - STJ Industrial Technology/Maintenance	Coronado Generating Station, St Johns, AZ	Yes		

01186219	Northland Pioneer College - Taylor Area Fire Science	Northern Arizona Training Center, Taylor, AZ	Yes		
01186220	Northland Pioneer College - Taylor Heavy Equipment Operations	South Gene Ranch Road, Taylor, AZ	No		
01186222	Northland Pioneer College - Springerville/Eagar Center	940 East Maricopa Street, Springerville, AZ	Yes		

[Go to Institution](#)

IPEDS 2021-22 Data Collection System

IPEDS HELP DESK (877) 225-2568 | ipedshelp@rti.org
OMB NO. 1850-0582 v.27 : Approval Expires 8/31/2022
User ID: P1053491

Identification

Northland Pioneer College (105349) (4)

[Instructions](#)

Directions

- Please review all information of the General Info and Web Addresses tabs and complete or make changes as needed.
- Required fields are indicated with asterisks (*).
- IMPORTANT: Make sure to view the page instructions found in the upper right hand corner of this page for important information about your institution's web page.

[General Info](#)
[Web Addresses](#)

Web Address

htt... ▼

www.npc.edu/

Admissions Office Web Address

htt... ▼

www.npc.edu/recruitment

Financial Aid Office Web Address

htt... ▼

www.npc.edu/financial-aid-scholarships

Online Application Web Address

htt... ▼

www.npc.edu/Application

Net Price Calculator Web Address *

htt... ▼

www.npc.edu/financial-aid-scholarships/net-price-calculator

Does your institution post tuition policies specifically related to Veterans and Military Servicemembers on a website? *

Yes. Please provide the URL

htt... ▼

No. Please provide an explanation.

We do not have a differentiated tuition policy for veterans and military service members.

89 / 2000

Does your institution post the Student Right-to-Know student athlete graduation rates on a website? *

Yes. Please provide the URL

htt...

No

Disability Services Web Address *

htt...

Identification Update Status

Updated

Yes, I confirm that I reviewed both the General Info and Web Addresses tabs.

Save General Info and Web Addresses

Continue

IC Header 2021-22

Institution: Northland Pioneer College (105349)

User ID: P1053491

Overview

IC Header Overview

Welcome to the Institutional Characteristics Header survey component (IC Header). This survey was introduced to collect data that are key to reporting throughout the IPEDS data collection, and must be completed and locked before any other survey can be started.

The IC Header should be completed based on the **current year**. Some IC Header questions may require nothing more than a confirmation, if nothing has changed. Please make changes as necessary, and complete items that do need a response (enrollment questions).

Remember, it is the responsibility of the keyholder to provide NCES with accurate data about the institution. Please never hesitate to call the IPEDS Help Desk at 1-877-225-2568 and ask for help to make sure that you are reporting correctly!

Because of the importance of the IC Header data in determining the screens you will receive in other surveys, be sure to report correctly, and to contact the IPEDS Help Desk if you have **ANY** questions about what you need to report.

The IC Header data affect other survey components in the following ways:

- The Educational Offerings question verifies your institution's inclusion in IPEDS.
- The Control and Levels page is key to all survey components, especially to Finance (F) and Graduation Rates (GR). Additionally, this is important information for students, impacts many federal reports, and is used in placing institutions in appropriate net price groupings.
- Calendar system selection impacts student charges data reported in Institutional Characteristics (IC), Fall Enrollment (EF) data, GR data, and Student Financial Aid (SFA) data related to the net price calculation.
- Enrollment levels impact student charges in IC and enrollment categories in the EF survey component.
- The Open Admission question determines whether the Admissions component will be required in the Winter collection.
- The Academic Libraries expenses question determines whether the Academic Libraries component will be required in the Spring collection. This question is asked of degree-granting institutions only.
- The operations question for new institutions determines reporting of 12-month enrollment (E12).

Data Reporting Reminder:

- Report data to accurately reflect the time period corresponding with the IPEDS survey component, even if such reporting is seemingly inconsistent with prior-year reporting. For example, if a summer term began later than usual due to Coronavirus Pandemic postponements, continue to report using the timeframes as defined in the IPEDS instructions. NCES expects that some data reported during the 2021-22 data collection year will vary from established prior trends due to the impacts of Coronavirus Pandemic. If an error edit is triggered even when submitting accurate data, please indicate in the corresponding context box or verbally to the Help Desk that the seemingly inconsistent data are accurate and reflect the effects of Coronavirus Pandemic.

Changes to reporting for 2021-22:

- There are no changes to IC Header for 2021-22.

Resources:

- To download survey materials package for this component: [Survey Materials](#)

If you have questions about completing the survey, please contact the IPEDS Help Desk at 1-877-225-2568.

Institution: Northland Pioneer College (105349)

User ID: P1053491

Part A - Educational Offerings

1. Which of the following types of instruction/programs are offered by your institution? [Check one or more]

If your institution does not offer occupational or academic programs, you are not expected to complete this or any other IPEDS survey.

- Occupational, may lead to a certificate, degree, or other recognized postsecondary credential
- Academic, may lead to a certificate, degree, or diploma
- Recreational or avocational (leisure) programs
- Adult basic or remedial instruction or high school equivalency
- Secondary (high school)

Institution: Northland Pioneer College (105349)

User ID: P1053491

Part B - Organization - Control and Levels

1. What is your institutional control or affiliation?

Be sure to select the correct control for your institution. Errors on this question have an impact throughout the IPEDS surveys, in federal reporting, in net price groupings, and on your institutions' appearance to students. If you reported incorrectly in a previous year, please contact the IPEDS Help Desk at 877.225.2568 to correct the error.

- Public - Select primary and/or secondary controls below

Primary control

Secondary control (if applicable)

County	Select One
--------	------------

- Private for-profit
- Private not-for-profit independent (no religious affiliation)
- Private not-for-profit religious affiliation - Select affiliation below

Select One

2. What award levels are offered by your institution? [Check all that apply]

Award Levels reported should be completed based on the **current year**. When reporting award levels for subbaccalaureate certificates (levels 1a, 1b, 2, and 4), **determine program length by the number of credit or clock hours**.


The "Other" award level should not be used unless your program truly does not fit any of the other award levels. We expect very few institutions to fit the "Other" category.

Even though Teacher Preparation certificate programs may require a bachelor's degree for admission, they are considered subbaccalaureate undergraduate programs. Check the applicable award level 1a, 1b, 2, or 4, depending on the length of the Teacher Preparation program.

Award Level		
BELOW THE BACCALAUREATE:		
1a	<input type="checkbox"/>	<u>Postsecondary award, certificate, or diploma of</u> - less than 300 clock hours, or - less than 9 semester or trimester credit hours, or - less than 13 quarter credit hours
1b	<input checked="" type="checkbox"/>	<u>Postsecondary award, certificate, or diploma of</u> - 300-899 clock hours, or - 9-29 semester or trimester credit hours, or - 13-44 quarter credit hours

2	<input checked="" type="checkbox"/>	<u>Postsecondary award, certificate, or diploma of</u> - at least 900 but less than 1,800 clock hours, or - at least 30 but less than 60 semester or trimester credit hours, or - at least 45 but less than 90 quarter credit hours
3	<input checked="" type="checkbox"/>	<u>Associate's degree</u>
4	<input type="checkbox"/>	<u>Postsecondary award, certificate, or diploma of</u> - 1,800 or more clock hours, or - 60 or more semester or trimester credit hours, or - 90 or more quarter credit hours
BACCALAUREATE AND ABOVE:		
5	<input type="checkbox"/>	<u>Bachelor's degree</u> or equivalent
6	<input type="checkbox"/>	<u>Postbaccalaureate certificate</u>
7	<input type="checkbox"/>	<u>Master's degree</u>
8	<input type="checkbox"/>	<u>Post-master's certificate</u>
17	<input type="checkbox"/>	<u>Doctor's degree - research/scholarship</u>
18	<input type="checkbox"/>	<u>Doctor's degree - professional practice</u>
19	<input type="checkbox"/>	<u>Doctor's degree - other</u>
12	<input type="checkbox"/>	Other (please specify in context box below)

Yes, I confirm that I reviewed the award levels offered by my institution above.

 You may use the box below to provide additional context for the data you have reported above. Context notes will be posted on the College Navigator website. Therefore, you should write all context notes using proper grammar (e.g., complete sentences with punctuation) and common language that can be easily understood by students and parents (e.g., spell out acronyms).

Institution: Northland Pioneer College (105349)

User ID: P1053491

Part B - Organization - Calendar System

Your response to the next question determines how your institution reports Institutional Characteristics student charges data in the fall, Student Financial Aid data in the winter, and Graduation Rates data in the winter. *It also impacts the net price calculation in the Student Financial Aid survey.*

If the calendar system differs from prior year or requires a change, please contact the IPEDS Help Desk at 877.225.2568.

i 3. What is the predominant calendar system at the institution? [Choose one]

Academic Year Reporting Method (Standard academic terms)

Selecting one of the following calendar types determines that your institution will provide Student Financial Aid and Graduation Rates data based on a FALL COHORT, and student charges data for a full ACADEMIC YEAR.

- Semester
- Quarter
- Trimester
- 4-1-4 or similar plan

Program Reporting Method (Other calendar system)

Selecting one of the following calendar types determines that your institution will provide Student Financial Aid and Graduation Rates data based on a FULL-YEAR COHORT, and student charges data by PROGRAM.

- Differs by program
- Continuous basis (every 2 weeks, monthly, or other period)

Hybrid/Mixed Reporting Method (Standard academic terms, other academic calendar)

Selecting the hybrid calendar type determines that your institution will provide Graduation Rates data based on a FULL-YEAR COHORT, student charges data for a full ACADEMIC YEAR, and Student Financial Aid data for students enrolling between August 1 and October 31.

- Hybrid (Other academic calendar)

Institution: Northland Pioneer College (105349)

User ID: P1053491

Part B - Organization - Student Enrollment

4. Does your institution enroll any of the following types of students?

Include all levels offered by your institution, *even if there are no students currently enrolled at that level.*

Responses to these questions determine which screens will be generated for reporting academic year tuition charges, and for reporting Fall Enrollment during the Spring collection. Additionally, checking **Yes** for full-time, first-time, degree/certificate-seeking undergraduate students determines that your institution must report cost of attendance data (on the IC component) and Student Financial Aid data for these students.

	<u>Full-time</u>		<u>Part-time</u>	
<u>Undergraduate (academic or occupational programs)</u>	<input type="radio"/> No	<input checked="" type="radio"/> Yes	<input type="radio"/> No	<input checked="" type="radio"/> Yes
<u>First-time, degree/certificate-seeking undergraduate</u>	<input type="radio"/> No	<input checked="" type="radio"/> Yes	<input type="radio"/> No	<input checked="" type="radio"/> Yes
<u>Graduate (not including doctor's-professional practice)</u>	<input checked="" type="radio"/> No	<input type="radio"/> Yes	<input checked="" type="radio"/> No	<input type="radio"/> Yes

6. For academic year 2018-19, did your institution enroll any full-time, first-time students?

If you answer **Yes** to this question, you will be required to provide Graduation Rates data for the 2018-19 cohort in the winter collection. If you answer **No** to this question, indicate the reason you are not required to report Graduation Rates for the cohort year requested. If you reported any full-time, first-time degree/certificate-seeking students on the 2018-19 Fall Enrollment survey, the data will be preloaded below.

- No
- This institution did not enroll full-time, first-time degree/certificate-seeking students.
 - This institution was not in operation in 2018-19.
- Yes

Full-time, first-time degree/certificate-seeking students from the 2018-19 Fall Enrollment survey (GR Cohort)

32

Institution: Northland Pioneer College (105349)

User ID: P1053491

Part B - Multi-institution or Multi-campus Organization

7. Multi-institution or multi-campus organization

Is the institution part of a multi-institution or multi-campus organization that owns, governs, or controls the institution? **Do NOT indicate a religious affiliation here; that information is collected separately.**

If you need assistance or need to make changes, contact the IPEDS Help Desk at 1-877-225-2568. You will not be able to lock your submission if this question is blank.

- No, this institution **IS NOT** a part of a multi-institution or multi-campus organization that owns, governs, or controls the institution.
- Yes, this institution **IS** a part of a multi-institution or multi-campus organization that owns, governs, or controls the institution.

Institution: Northland Pioneer College (105349)

User ID: P1053491

Part C - Other Survey Screening Questions - Open Admission

1. Does your institution have an open admission policy for all or most entering first-time degree/certificate-seeking undergraduate-level students?


If the only requirement for admission is a high school diploma or GED/other equivalent, your institution is still considered open admission. Institutions that require only an Ability to Benefit or similar test beyond the diploma/equivalent, and only reject a very small number of students based on the test, are also considered open admission.

i If your institution does not have an open admission policy, you will be required to report Admissions component on your admissions procedures and admissions yield.

No

Yes

...

 You may use the box below to provide additional context for the data you have reported above. Context notes will be posted on the College Navigator website. Therefore, you should write all context notes using proper grammar (e.g., complete sentences with punctuation) and common language that can be easily understood by students and parents (e.g., spell out acronyms).

Institution: Northland Pioneer College (105349)

User ID: P1053491

Part C - Other Survey Screening Questions - Library Access and Expenses

2. Does your institution have access to a library collection?

- No
- Yes (receives Academic Libraries component)

i Were your annual total library expenses for Fiscal Year 2021 greater than zero?

- No
- Yes (receives Academic Libraries component)

Institution: Northland Pioneer College (105349)

User ID: P1053491

Summary

Institutional Characteristics Header Component Summary

IPEDS collects important information regarding your institution. All data reported in IPEDS survey components become available in the IPEDS Data Center and appear as aggregated data in various Department of Education reports. Additionally, some of the reported data appears specifically for your institution through the College Navigator website and is included in your institution's Data Feedback Report (DFR). The purpose of this summary is to provide you an opportunity to view some of the data that, when accepted through the IPEDS quality control process, will appear on the College Navigator website and/or your DFR. College Navigator is updated approximately three months after the data collection period closes and Data Feedback Reports will be available through the [Data Center](#) and sent to your institution's CEO in November 2021.

Please review your data for accuracy. If you have questions about the data displayed below after reviewing the data reported on the survey screens, please contact the IPEDS Help Desk at: 1-877-225-2568 or ipedshelp@rti.org.

GENERAL INFORMATION	
Educational Offerings	Occupational Academic Recreational Adult basic
Control	Public Primary Control: County Secondary Control: N/A
Award Levels Offered	Postsecondary awards, certificates, or diplomas of 300-899 clock hours... Postsecondary awards, certificates, or diplomas of at least 900 clock hours but less than 1,800 clock hours... Associate's degree
Reporter Type	Academic
Calendar System	Semester
Levels of Enrollment Offered	Full-time Undergraduate Full-time First-time, degree/certificate-seeking Undergraduate Part-time Undergraduate Part-time First-time, degree/certificate-seeking Undergraduate
System	No system

Institution: Northland Pioneer College (105349)

User ID: P1053491

[Edit Report](#)

IC Header

There are no errors for the selected survey and institution.

Institutional Characteristics 2021-22

Institution: Northland Pioneer College (105349)

User ID: P1053491

Overview

Institutional Characteristics Overview

Welcome to the Institutional Characteristics (IC) component. This component collects important information about your institution's mission, student services, and student charges.

Much of the data reported on IC appear on College Navigator, which is updated once after IC data have been reviewed. Thus, errors may stay on College Navigator for a full year.

Additionally, the cost of attendance data are used to calculate the net price of attendance in the Student Financial Aid component. This has important implications for what students see about your institution, and also for the College Affordability and Transparency Center's lists. **Revisions or changes to costs can ONLY be made in the Student Financial Aid component and not in the prior year revision system.**

Remember, it is the responsibility of the keyholder to submit accurate data about the institution. Please contact the IPEDS Help Desk for clarifications to make sure that you are reporting correctly.

Data Reporting Reminder:

- Report data to accurately reflect the time period corresponding with the IPEDS survey component, even if such reporting is seemingly inconsistent with prior-year reporting. For example, if a summer term began later than usual due to to Coronavirus Pandemic postponements, continue to report using the timeframes as defined in the IPEDS instructions. NCES expects that some data reported during the 2021-22 data collection year will vary from established prior trends due to the impacts of Coronavirus Pandemic. If an error edit is triggered even when submitting accurate data, please indicate in the corresponding context box or verbally to the Help Desk that the seemingly inconsistent data are accurate and reflect the effects of Coronavirus Pandemic.

Changes to reporting for 2021-22:

- There are no changes to this survey component.

Common Errors

Quality control reviews of past IC data indicate frequently made errors. Please review the common errors below to ensure accurate reporting.

- Part C, question 8 should only be marked 'YES' if your institution is **EXCLUSIVELY** distance education. Do not mark 'YES' if your courses/programs are also available in person.
- Do not try to outsmart fatal errors; this is falsifying data. Contact the Help Desk to override, or fix, the data.
- Make sure you understand ALL definitions before responding to questions. For example, make sure that you are reporting for an 'ACADEMIC YEAR' or 'PROGRAM' as defined by IPEDS.

Resources:

- To download the survey materials for this component: [Survey Materials](#)
- To access your prior year data submission for this component: [Reported Data](#)

If you have questions about completing this survey, please contact the IPEDS Help Desk at 1-877-225-2568.

Institution: Northland Pioneer College (105349)

User ID: P1053491

Part A - Mission Statement

1. Provide the institution's mission statement *or* a web address (URL) where the mission statement can be found. Typed statements are limited to 2,000 characters or less. The mission statement will be available to the public on College Navigator.

Mission Statement URL:

http://

www.npc.edu/northland-pioneer-college/mission-vision-values

Mission Statement:


Institution: Northland Pioneer College (105349)

User ID: P1053491

Part B - Services and Programs for Servicemembers and Veterans

1. Which of the following are available to veterans, military servicemembers, or their families?

- Yellow Ribbon Program (officially known as Post-9/11 GI Bill, Yellow Ribbon Program)
- Credit for military training
- Dedicated point of contact for support services for veterans, military servicemembers, and their families
- Recognized student veteran organization
- Member of Department of Defense Voluntary Educational Partnership Memorandum of Understanding
- None of the above

 You may use the box below to provide additional context for the data you have reported above. Context notes will be posted on the College Navigator website. Therefore, you should write all context notes using proper grammar (e.g., complete sentences with punctuation) and common language that can be easily understood by students and parents (e.g., spell out acronyms).

Institution: Northland Pioneer College (105349)

User ID: P1053491

Part C - Student Services - Special Learning Opportunities**1. Does your institution accept any of the following? [Check all that apply]**

- Dual enrollment
- Credit for life experiences
- Advanced placement (AP) credits
- None of the above

2. What types of special learning opportunities are offered by your institution? [Check all that apply]

- ROTC
 - Army
 - Navy
 - Air Force
- Study abroad
- Weekend/evening college
- Teacher certification (for the elementary, middle school/junior high, or secondary level)
Do not include certifications to teach at the postsecondary level.
 - Students can complete their preparation in certain areas of specialization
 - Students must complete their preparation at another institution for certain areas of specialization
 - This institution is approved by the state for the initial certification or licensure of teachers
- None of the above

Institution: Northland Pioneer College (105349)

User ID: P1053491

Part C - Student Services: Other Student Services

4. Which of the following selected student services are offered by your institution? [Check all that apply]

- Remedial services
- Academic/career counseling services
- Employment services for current students
- Placement services for program completers
- On-campus day care for children of students
- None of the above


5. Which of the following academic library resource or service does your institution provide? [Check all that apply]

- Physical facilities
- ⓘ An organized collection of printed materials
- ⓘ Access to digital/electronic resources
- ⓘ A staff trained to provide and interpret library materials
- Established library hours
- ⓘ Access to library collections that are shared with other institutions
- None of the above

6. Indicate whether or not any of the following alternative tuition plans are offered by your institution.

- No
- Yes
 - Tuition guarantee
 - Prepaid tuition plan
 - Tuition payment plan
 - Other (specify in box below)

...

 You may use the box below to provide additional context for the data you have reported above. Context notes will be posted on the College Navigator website. Therefore, you should write all context notes using proper grammar (e.g., complete sentences with punctuation) and common language that can be easily understood by students and parents (e.g., spell out acronyms).

Institution: Northland Pioneer College (105349)

User ID: P1053491

Part C - Student Services - Distance Education

Reporting Reminders:

- When reporting distance education offerings, do not include remote learning implemented in response to Coronavirus Pandemic unless the program anticipates maintaining this modality permanently. Allowing program completion via distance education is not the same as having planned full distance education programs.

i 7. Please indicate at what level(s) your institution does or does not offer distance education courses and/or distance education programs. Check all that apply.

	i <u>Distance education courses</u>	i <u>Distance education programs</u>	Does not offer Distance Education
Undergraduate level	<input checked="" type="checkbox"/>	<input checked="" type="checkbox"/>	<input type="checkbox"/>

i 8. Are all the programs at your institution offered exclusively via distance education programs?

Select No if all programs at your institution are offered exclusively via distance education only temporarily in response to Coronavirus Pandemic.

- No
 Yes

Institution: Northland Pioneer College (105349)


User ID: P1053491

Part C - Student Services: Disability Services

9. Please indicate the percentage of all undergraduate students enrolled during Fall 2020 who were formally registered as students with disabilities with the institution's office of disability services (or the equivalent office).

3 percent or less

More than 3 percent: %

 You may use the box below to provide additional context for the data you have reported above. Context notes will be posted on the College Navigator website. Therefore, you should write all context notes using proper grammar (e.g., complete sentences with punctuation) and common language that can be easily understood by students and parents (e.g., spell out acronyms).

COVID had a significant impact on the number of students with disabilities attending NPC last year. The move to online classes while desirable to some, added to the concerns about taking college classes and many decided to opt out. NPC's involvement with the 5 year federally funded grant, SIP-C, will hopefully help in bringing the numbers back up to the 7-8% of student population levels. The number for July 2020 through June 2021 is 2.8%.

Institution: Northland Pioneer College (105349)

Part D - Student Charges Questions

1. Are all full-time, first-time degree/certificate-seeking students required to live on campus or in institutionally controlled housing?

If your institution typically has this requirement but such requirement is temporarily suspended due to Coronavirus Pandemic, please answer Yes.

*If you answer **Yes** to this question, you will not be asked to report off-campus room and board in the price of attendance (D11).*

This is only a screening question, and your response does not show up on College Navigator.

*If you make any exceptions to this rule, and have even one full-time, first-time student living off-campus, please answer **No** so that this does not cause conflicts with the Student Financial Aid survey. Making changes to the SFA component is very difficult and may lead to inaccurate reporting for your institution.*

- No
 Yes, and we do not make **ANY** (even one) exceptions to this rule

2. Does your institution charge different tuition for in-district, in-state, or out-of-state students?

*If you answer **Yes** to this question, you will be expected to report tuition amounts for in-district, in-state, and out-of-state students.*

*Please only select **Yes** if you really charge different tuition rates, or you will be reporting the same numbers 3 times.*

- No
 Yes

3. Does your institution offer institutionally-controlled housing (either on or off campus)?

If your institution typically offers institutionally-controlled housing but has temporarily suspended such offerings due to Coronavirus Pandemic, please answer Yes.

*If you answer **Yes** to this question, you will be expected to specify a housing capacity, and to report a room charge or a combined room and board charge (D10).*

- No
 Yes

Specify housing capacity for academic year 2021-22

4. Do you offer board or meal plans to your students?

If your institution typically offers board or meal plans but has temporarily suspended such offerings due to Coronavirus Pandemic, please answer Yes.

*If you answer **Yes** to this question, you will be expected to report a board charge or combined room and board charge (D10).*

- No

Yes - Enter the number of meals per week in the maximum meal plan available


Yes - Number of meals per week can vary (e.g., students charge meals against a meal card)

Institution: Northland Pioneer College (105349)

User ID: P1053491

Part D - Undergraduate Student Charges

If the institution charges an application fee, indicate the amount.

	 Amount	Prior year
<u>Undergraduate application fee</u>	<input type="text" value="0"/>	0

5. Charges to full-time undergraduate students for the full academic year 2021-22

Please be sure to report an average tuition that includes all students at all levels (freshman, sophomore, etc.).

	<u>In-district</u>	Prior year	<u>In-state</u>	Prior year	<u>Out-of-state</u>	Prior year
All full-time <u>undergraduate students</u>						
<u>Average tuition</u>	<input type="text" value="1,948"/>	1,948	<input type="text" value="1,948"/>	1,948	<input type="text" value="9,370"/>	9,371
<u>Required fees</u>	<input type="text" value="480"/>	480	<input type="text" value="480"/>	480	<input type="text" value="480"/>	480

6. Per credit hour charge for part-time undergraduate students

Please be sure to report an average per credit tuition that includes all students at all levels (freshman, sophomore, etc.).

Do not include fees.

	<u>In-district</u>	Prior year	<u>In-state</u>	Prior year	<u>Out-of-state</u>	Prior year
<u>Per credit hour charge</u>	<input type="text" value="65"/>	79	<input type="text" value="82"/>	79	<input type="text" value="395"/>	380

Institution: Northland Pioneer College (105349)

User ID: P1053491

Part D - Student Charges - Cost of Attendance

11. Cost of attendance for full-time, first-time undergraduate students:

Please enter the amounts requested below for each Cost of Attendance (COA) category. These data will be made available to the public on College Navigator. If your institution participates in any Title IV programs (e.g., Pell, Direct Loans), you must provide all information. Estimates of expenses for books and supplies, room and board, and other expenses are those from the COA report used by the financial aid office in determining financial need. Please confirm with your institution's financial aid office the correct values for these COA categories, as its staff are most familiar with federal guidance (e.g., Federal Student Aid Handbook) and professional standards in determining COA.


Notes:

- If your institution offers room (housing) but does not offer board, refer to your institution's COA budgets to report an estimate of how much students would spend on board.
- Similarly, if your institution offers board but does not offer room (housing), refer to your institution's COA budgets to report an estimate of how much students would spend on room.

i If the **2021-22 tuition and/or fees as reported on this page** for *full-time, first-time students* are covered by a tuition guarantee program, check the applicable box(es) under 'Tuition Guarantee'. Additionally, please indicate the maximum % increase that is guaranteed. *These numbers are expected to be fairly small. Please contact the Help Desk if you are confused about these values and how to report them.*

Charges for full academic year	2018-19	2019-20	2020-21	2021-22		
Published <u>tuition</u> and <u>required fees</u> :					i <u>Tuition Guarantee</u> (check only if applicable to entering students in 2021-22)	Guaranteed increase %
<u>In-district</u>						
Tuition	1,776	1,900	1,948	<input type="text" value="1,948"/>	<input type="checkbox"/>	<input type="text"/>
Required fees	480	<input checked="" type="checkbox"/> 480	480	<input type="text" value="480"/>	<input type="checkbox"/>	<input type="text"/>
Tuition + fees total	2,256	<input checked="" type="checkbox"/> 2,380	2,428	2,428		
<u>In-state</u>						
Tuition	1,776	1,900	1,948	<input type="text" value="1,948"/>	<input type="checkbox"/>	<input type="text"/>
Required fees	480	<input checked="" type="checkbox"/> 480	480	<input type="text" value="480"/>	<input type="checkbox"/>	<input type="text"/>

Tuition + fees total	2,256	<input checked="" type="checkbox"/> 2,380	2,428	2,428		
<u>Out-of-state</u>						
Tuition	8,520	8,880	9,371	<input type="text" value="9,370"/>	<input type="checkbox"/>	<input type="text"/>
Required fees	480	<input checked="" type="checkbox"/> 480	480	<input type="text" value="480"/>	<input type="checkbox"/>	<input type="text"/>
Tuition + fees total	9,000	9,360	9,851	9,850		
<u>Books and supplies</u>	1,400	1,400	1,400	<input type="text" value="1,400"/>		
<u>Off-campus (not with family):</u>						
<u>Room and board</u>	8,076	8,076	8,076	<input type="text" value="8,076"/>		
<u>Other expenses</u>	5,500	5,500	5,500	<input type="text" value="5,500"/>		
Room and board and other expenses	13,576	13,576	13,576	13,576		
<u>Off-campus (with family):</u>						
<u>Other expenses</u>	5,500	5,500	5,500	<input type="text" value="5,500"/>		

 You may use the box below to provide additional context for the data you have reported above. Context notes will be posted on the College Navigator website. Therefore, you should write all context notes using proper grammar (e.g., complete sentences with punctuation) and common language that can be easily understood by students and parents (e.g., spell out acronyms).

Institution: Northland Pioneer College (105349)

User ID: P1053491

Part E - Athletic Association**1. Is this institution a member of a national athletic association?**

- No
 Yes - Check all that apply
- National Collegiate Athletic Association (NCAA)
 - National Association of Intercollegiate Athletics (NAIA)
 - National Junior College Athletic Association (NJCAA)
 - United States Collegiate Athletic Association (USCAA)
 - National Christian College Athletic Association (NCCAA)
 - Other

2. If this institution is a member of the NCAA or NAIA, specify the conference FOR EACH SPORT using the pull-down menu.

Sport	NCAA or NAIA member	Conference
Football	<input checked="" type="radio"/> No <input type="radio"/> Yes-Specify	Select One ▼
Basketball	<input checked="" type="radio"/> No <input type="radio"/> Yes-Specify	Select One ▼
Baseball	<input checked="" type="radio"/> No <input type="radio"/> Yes-Specify	Select One ▼
Cross country and/or track	<input checked="" type="radio"/> No <input type="radio"/> Yes-Specify	Select One ▼

Institution: Northland Pioneer College (105349)

User ID: P1053491

Prepared by

Prepared by

Reporting Reminders:

- The name of the preparer is being collected so that we can follow up with the appropriate person in the event that there are questions concerning the data.
- The Keyholder will be copied on all email correspondence to other preparers.
- The time it took to prepare this component is being collected so that we can continue to improve our estimate of the reporting burden associated with IPEDS.
- Please include in your estimate the time it took for you to review instructions, query and search data sources, complete and review the component, and submit the data through the Data Collection System.
- Thank you for your assistance.

This survey component was prepared by:

<input checked="" type="radio"/>	Keyholder	<input type="radio"/>	SFA Contact	<input type="radio"/>	HR Contact
<input type="radio"/>	Finance Contact	<input type="radio"/>	Academic Library Contact	<input type="radio"/>	Other

Name:

Email:

How many staff from your institution only were involved in the data collection and reporting process of this survey component?

Number of Staff (including yourself)

How many hours did you and others from your institution only spend on each of the steps below when responding to this survey component?
Exclude the hours spent collecting data for state and other reporting purposes.

Staff member	Collecting Data Needed	Revising Data to Match IPEDS Requirements	Entering Data	Revising and Locking Data
Your office	<input type="text" value="2.00"/> hours	<input type="text"/> hours	<input type="text"/> hours	<input type="text"/> hours
Other offices	<input type="text" value="0.75"/> hours	<input type="text"/> hours	<input type="text"/> hours	<input type="text"/> hours

Institution: Northland Pioneer College (105349)

User ID: P1053491

Summary

Institutional Characteristics Component Summary

IPEDS collects important information regarding your institution. All data reported in IPEDS survey components become available in the IPEDS Data Center and appear as aggregated data in various Department of Education reports. Additionally, some of the reported data appears specifically for your institution through the College Navigator website and is included in your institution's Data Feedback Report (DFR). The purpose of this summary is to provide you an opportunity to view some of the data that, when accepted through the IPEDS quality control process, will appear on the College Navigator website and/or your DFR. College Navigator is updated approximately three months after the data collection period closes and Data Feedback Reports will be available through the [Data Center](#) and sent to your institution's CEO in November 2021.

Please review your data for accuracy. If you have questions about the data displayed below after reviewing the data reported on the survey screens, please contact the IPEDS Help Desk at: 1-877-225-2568 or ipedshelp@rti.org.

Academic Year Reporters

GENERAL INFORMATION				
Mission Statement	http://www.npc.edu/northland-pioneer-college/mission-vision-values			
Are all the programs at your institution offered exclusively via distance education programs?	No			
Special Learning Opportunities	Teacher certification (below the postsecondary level)			
Student Services	Remedial services Academic/career counseling services Employment services for current students Placement services for program completers			
Credit Accepted	Dual credit (college credit earned while in high school) Credit for life experiences Advanced placement (AP) credits			
Undergraduate students enrolled who are formally registered with office of disability services	3 percent or less			
PRICING INFORMATION				
Estimated expenses for academic year for full-time, first-time students	2018-19	2019-20	2020-21	2021-22
In-district tuition and fees	\$2,256	\$2,380	\$2,428	\$2,428
In-state tuition and fees	\$2,256	\$2,380	\$2,428	\$2,428

	Out-of-state tuition and fees	\$9,000	\$9,360	\$9,851	\$9,850
	Books and supplies	\$1,400	\$1,400	\$1,400	\$1,400
	Off-campus room and board	\$8,076	\$8,076	\$8,076	\$8,076
	Off-campus other expenses	\$5,500	\$5,500	\$5,500	\$5,500
	Off-campus with family other expenses	\$5,500	\$5,500	\$5,500	\$5,500
Average student tuition and fees for academic year 2021-22		Tuition		Fees	
	In-district		\$1,948		\$480
	In-state		\$1,948		\$480
	Out-of-state		\$9,370		\$480
Alternative tuition plans		Tuition payment plan			

Institution: Northland Pioneer College (105349)

User ID: P1053491

Edit Report

Institutional Characteristics

Source	Description	Severity	Resolved	Options
Screen: Cost of Attendance				
Screen Entry	This value is expected to be within 40% of the prior year amount. Please correct your data or explain. (Error #11304) This edit and explanation were retained from the prior year (for reference) and do not need to be re-explained in the current year edit report.	Explanation	Yes	
Reason	Prior amount was an average. The current \$480 is from SFA cost of attendance sheet			
Screen Entry	This value is expected to be within 40% of the prior year amount. Please correct your data or explain. (Error #11304) This edit and explanation were retained from the prior year (for reference) and do not need to be re-explained in the current year edit report.	Explanation	Yes	
Reason	Prior amount was an average. The current \$480 is from SFA cost of attendance sheet			
Screen Entry	This value is expected to be within 40% of the prior year amount. Please correct your data or explain. (Error #11304) This edit and explanation were retained from the prior year (for reference) and do not need to be re-explained in the current year edit report.	Explanation	Yes	
Reason	Prior amount was an average. The current \$480 is from SFA cost of attendance sheet			
Screen Entry	This value is expected to be within 20% of the prior year amount. Please correct your data or explain. (Error #11110) This edit and explanation were retained from the prior year (for reference) and do not need to be re-explained in the current year edit report.	Explanation	Yes	
Reason	Prior amount was an average. The current \$480 is from SFA cost of attendance sheet			

Screen Entry	This value is expected to be within 20% of the prior year amount. Please correct your data or explain. (Error #11110) This edit and explanation were retained from the prior year (for reference) and do not need to be re-explained in the current year edit report.	Explanation	Yes	
Reason	Prior amount was an average. The current \$480 is from SFA cost of attendance sheet			

Completions 2021-22

Institution: Northland Pioneer College (105349)

User ID: P1053491

Overview

Completions Overview

Welcome to the IPEDS Completions survey component. The Completions component is one of several IPEDS components that is conducted during the Fall data collection period. It collects the number of degrees and certificates awarded by field of study, level of award, race/ethnicity, and gender. The reporting period for the Completions component is during the 12-month time period beginning July 1 of the previous calendar year and ending June 30 of the current calendar year; therefore, for this year's Completions component, the reporting period is between July 1, 2020 and June 30, 2021. The Completions component is also collecting the number of students (e.g., completers) who earned awards between July 1, 2020 and June 30, 2021.

Data Reporting Reminder:

- Report data to accurately reflect the time period corresponding with the IPEDS survey component, even if such reporting is seemingly inconsistent with prior-year reporting. For example, if a summer term began later than usual due to Coronavirus Pandemic postponements, continue to report using the timeframes as defined in the IPEDS instructions. NCES expects that some data reported during the 2021-22 data collection year will vary from established prior trends due to the impacts of Coronavirus Pandemic. If an error edit is triggered even when submitting accurate data, please indicate in the corresponding context box or verbally to the Help Desk that the seemingly inconsistent data are accurate and reflect the effects of Coronavirus Pandemic.

Changes to reporting for 2021-22

- The onsite component checkboxes have been removed from the distance education question on the CIP Data screen.

Use the 2020 CIP codes for this year's data collection.

- The [CIP 2020 Website](#) includes a list of new CIP codes, a list of deleted CIP codes, a list of moved CIP Codes, and an online crosswalk of the 2010 CIP and 2020 CIP.

Some common Completions component errors include the following:

- Including award levels on your current year Completions that were not reported on your previous year's (PY) Institutional Characteristics (IC). [Award levels in the PY IC component cannot be changed; therefore, contact the IPEDS Help Desk at 1-877-225-2568 if you need assistance.]
- Forgetting to select CIP codes for new programs of study that are offered by the institution, but do not have completions for the reporting period.
- Forgetting to enter in zero in at least one of the cells for CIP codes that do not have completions.
- Even though Teacher Preparation certificate programs may require a bachelor's degree for admission, they are considered subbaccalaureate undergraduate programs, and students in these programs are undergraduate students.

Keep in mind that some information provided by institutions on the Completions component appear in the [College Navigator](#), which is a major tool used by consumers searching for information about postsecondary education. It is therefore vitally important that you include accurate information about your institution.

Survey materials can be downloaded using the following link: [Survey Materials](#).

To access your prior year data submission for this component: [Reported Data](#)

Completions CIP Data

CIP Code	Award Level	Major	Gender	Non Resident Alien	Hispanic / Latino	American Indian or Alaska Native	Asian	Black or African American	Native Hawaiian or Other Pacific Islander	White	Two or more Races	Race/ ethnicity unknown	Total	Distance education program
10.0201 Photographic and Film/Video Technology/Technician	1b - Awards of 300-899 clock hours...	1	Men	0	0	1	1	0	0	11	0	1	14	
			Women	0	2	1	0	0	0	2	0	2	7	
			Total	0	2	2	1	0	0	13	0	3	21	No
10.0201 Photographic and Film/Video Technology/Technician	2 - Awards of at least 900 but less than 1,800 clock hours...	1	Men	0	0	0	0	0	0	0	0	0	0	
			Women	0	0	0	0	0	0	0	0	0	0	
			Total	0	0	0	0	0	0	0	0	0	0	No
10.0201 Photographic and Film/Video Technology/Technician	3 - Associate's degree	1	Men	0	0	0	0	0	0	0	0	0	0	
			Women	0	0	0	0	0	0	0	0	0	0	
			Total	0	0	0	0	0	0	0	0	0	0	No
11.0101 Computer and Information Sciences, General	1b - Awards of 300-899 clock hours...	1	Men	0	0	0	0	0	0	0	0	0	0	
			Women	0	0	0	0	0	0	0	0	0	0	
			Total	0	0	0	0	0	0	0	0	0	0	No
11.0101 Computer and Information Sciences, General	2 - Awards of at least 900 but less than 1,800 clock hours...	1	Men	0	0	0	0	0	0	0	0	0	0	
			Women	0	0	0	0	0	0	0	0	0	0	
			Total	0	0	0	0	0	0	0	0	0	0	No
11.0101 Computer and Information Sciences, General	3 - Associate's degree	1	Men	0	0	0	0	0	0	0	0	0	0	
			Women	0	0	1	0	0	0	0	0	0	1	
			Total	0	0	1	0	0	0	0	0	0	1	No
11.0202 Computer Programming, Specific Applications	1b - Awards of 300-899 clock hours...	1	Men	0	0	0	0	0	0	0	0	0	0	
			Women	0	0	0	0	0	0	0	0	0	0	
			Total	0	0	0	0	0	0	0	0	0	0	No
11.0202 Computer Programming, Specific Applications	2 - Awards of at least 900 but less than 1,800 clock hours...	1	Men	0	0	0	0	0	0	0	0	0	0	
			Women	0	0	0	0	0	0	0	0	0	0	
			Total	0	0	0	0	0	0	0	0	0	0	No
11.0202 Computer Programming, Specific	3 - Associate's degree	1	Men	0	0	0	0	0	0	0	0	0	0	
			Women	0	0	0	0	0	0	0	0	0	0	

Applications			Total	0	0	0	0	0	0	0	0	0	0	No
11.1003 Computer and Information Systems Security/Auditing/Information Assurance	1b - Awards of 300-899 clock hours...	1	Men	0	0	0	0	0	0	0	0	0	0	
			Women	0	0	1	0	0	0	0	0	0	1	
			Total	0	0	1	0	0	0	0	0	0	1	No
11.1003 Computer and Information Systems Security/Auditing/Information Assurance	2 - Awards of at least 900 but less than 1,800 clock hours...	1	Men	0	0	0	0	0	0	0	0	0	0	
			Women	0	0	0	0	0	0	0	0	0	0	
			Total	0	0	0	0	0	0	0	0	0	0	No
11.1003 Computer and Information Systems Security/Auditing/Information Assurance	3 - Associate's degree	1	Men	0	0	0	0	0	0	0	0	0	0	
			Women	0	0	0	0	0	0	0	0	0	0	
			Total	0	0	0	0	0	0	0	0	0	0	No
12.0401 Cosmetology/Cosmetologist, General	2 - Awards of at least 900 but less than 1,800 clock hours...	1	Men	0	0	0	0	0	0	0	0	0	0	
			Women	0	2	1	0	0	0	8	0	0	11	
			Total	0	2	1	0	0	0	8	0	0	11	No
12.0401 Cosmetology/Cosmetologist, General	3 - Associate's degree	1	Men	0	0	0	0	0	0	0	0	0	0	
			Women	0	2	0	0	0	0	10	0	0	12	
			Total	0	2	0	0	0	0	10	0	0	12	No
12.0407 Hair Styling/Stylist and Hair Design	2 - Awards of at least 900 but less than 1,800 clock hours...	1	Men	0	0	0	0	0	0	0	0	0	0	
			Women	0	5	2	0	0	0	12	0	0	19	
			Total	0	5	2	0	0	0	12	0	0	19	No
12.0410 Nail Technician/Specialist and Manicurist	1b - Awards of 300-899 clock hours...	1	Men	0	0	0	0	0	0	0	0	0	0	
			Women	0	0	1	0	0	0	10	0	0	11	
			Total	0	0	1	0	0	0	10	0	0	11	No
12.0413 Cosmetology, Barber/Styling, and Nail Instructor	1b - Awards of 300-899 clock hours...	1	Men	0	0	0	0	0	0	0	0	0	0	
			Women	0	0	0	0	0	0	1	0	0	1	
			Total	0	0	0	0	0	0	1	0	0	1	No
13.1202 Elementary Education and Teaching	3 - Associate's degree	1	Men	0	0	0	1	0	0	1	0	0	2	
			Women	0	2	1	0	0	0	1	0	0	4	
			Total	0	2	1	1	0	0	2	0	0	6	No

13.1210 Early Childhood Education and Teaching	1b - Awards of 300-899 clock hours...	1	Men	0	0	0	0	0	0	0	0	0	0	
			Women	0	1	9	0	0	0	5	0	0	15	
			Total	0	1	9	0	0	0	5	0	0	15	No
13.1210 Early Childhood Education and Teaching	3 - Associate's degree	1	Men	0	0	0	0	0	0	0	0	0	0	
			Women	0	0	9	0	0	0	0	0	1	10	
			Total	0	0	9	0	0	0	0	0	1	10	No
13.1501 Teacher Assistant/Aide	1b - Awards of 300-899 clock hours...	1	Men	0	0	0	0	0	0	0	0	0	0	
			Women	0	0	0	0	0	0	0	0	0	0	
			Total	0	0	0	0	0	0	0	0	0	0	No
15.1103 Hydraulics and Fluid Power Technology/Technician	1b - Awards of 300-899 clock hours...	1	Men	0	1	1	0	0	0	1	0	0	3	
			Women	0	0	0	0	0	0	0	0	0	0	
			Total	0	1	1	0	0	0	1	0	0	3	No
15.1103 Hydraulics and Fluid Power Technology/Technician	2 - Awards of at least 900 but less than 1,800 clock hours...	1	Men	0	0	0	0	0	0	0	0	0	0	
			Women	0	0	0	0	0	0	0	0	0	0	
			Total	0	0	0	0	0	0	0	0	0	0	No
15.1103 Hydraulics and Fluid Power Technology/Technician	3 - Associate's degree	1	Men	0	0	0	0	0	0	1	0	0	1	
			Women	0	0	0	0	0	0	0	0	0	0	
			Total	0	0	0	0	0	0	1	0	0	1	No
15.1701 Energy Systems Technology/Technician	1b - Awards of 300-899 clock hours...	1	Men	0	2	1	0	0	0	2	0	0	5	
			Women	0	0	0	0	0	0	0	0	0	0	
			Total	0	2	1	0	0	0	2	0	0	5	No
15.1701 Energy Systems Technology/Technician	2 - Awards of at least 900 but less than 1,800 clock hours...	1	Men	0	0	0	0	0	0	0	0	0	0	
			Women	0	0	0	0	0	0	0	0	0	0	
			Total	0	0	0	0	0	0	0	0	0	0	No
15.1701 Energy Systems Technology/Technician	3 - Associate's degree	1	Men	0	0	0	0	0	0	3	0	0	3	
			Women	0	0	0	0	0	0	0	0	0	0	
			Total	0	0	0	0	0	0	3	0	0	3	No
15.1702 Power Plant Technology/Technician	1b - Awards of 300-899 clock hours...	1	Men	0	1	0	0	0	0	1	0	0	2	
			Women	0	0	0	0	0	0	0	0	0	0	
			Total	0	1	0	0	0	0	1	0	0	2	No
15.1702 Power Plant	2 - Awards of at least 900 but less than 1,800	1	Men	0	0	0	0	0	0	0	0	0	0	
			Women	0	0	0	0	0	0	0	0	0	0	

Technology/Technician	clock hours...		Total	0	0	0	0	0	0	0	0	0	0	No	
15.1702 Power Plant Technology/Technician	3 - Associate's degree	1	Men	0	0	1	0	0	0	0	0	0	0	1	
Women			0	0	0	0	0	0	0	0	0	0	0	0	
Total			0	0	1	0	0	0	0	0	0	0	0	1	No
24.0102 General Studies	3 - Associate's degree	1	Men	0	0	2	1	0	0	5	0	1	9		
Women			0	2	11	2	0	1	11	1	0	28			
Total			0	2	13	3	0	1	16	1	1	37	No		
43.0203 Fire Science/Fire-fighting	1b - Awards of 300-899 clock hours...	1	Men	0	0	1	0	0	0	4	0	0	5		
Women			0	0	0	0	0	0	3	0	0	3			
Total			0	0	1	0	0	0	7	0	0	8	No		
43.0203 Fire Science/Fire-fighting	2 - Awards of at least 900 but less than 1,800 clock hours...	1	Men	0	0	0	0	0	0	1	0	0	1		
Women			0	0	0	0	0	0	1	0	0	1			
Total			0	0	0	0	0	0	2	0	0	2	No		
43.0203 Fire Science/Fire-fighting	3 - Associate's degree	1	Men	0	0	0	0	1	0	0	1	0	2		
Women			0	0	0	0	0	0	1	0	0	1			
Total			0	0	0	0	1	0	1	1	0	3	No		
46.0101 Mason/Masonry	1b - Awards of 300-899 clock hours...	1	Men	0	0	0	0	0	0	0	0	0	0		
Women			0	0	0	0	0	0	0	0	0	0			
Total			0	0	0	0	0	0	0	0	0	0	No		
46.0399 Electrical and Power Transmission Installers, Other	1b - Awards of 300-899 clock hours...	1	Men	0	0	0	0	0	0	2	0	0	2		
Women			0	0	0	0	0	0	0	0	0	0			
Total			0	0	0	0	0	0	2	0	0	2	No		
46.0399 Electrical and Power Transmission Installers, Other	2 - Awards of at least 900 but less than 1,800 clock hours...	1	Men	0	0	0	0	0	0	1	0	0	1		
Women			0	0	0	0	0	0	0	0	0	0			
Total			0	0	0	0	0	0	1	0	0	1	No		
46.0399 Electrical and Power Transmission Installers, Other	3 - Associate's degree	1	Men	0	0	0	0	0	0	0	0	0	0		
Women			0	0	0	0	0	0	0	0	0	0			
Total			0	0	0	0	0	0	0	0	0	0	No		
46.0415 Building Construction Technology/Technician	1b - Awards of 300-899 clock hours...	1	Men	0	1	9	0	0	0	0	1	1	12		
Women			0	0	1	0	0	0	0	0	0	1			
Total			0	1	10	0	0	0	0	1	1	13	No		
46.0415	2 - Awards of at least	1	Men	0	0	0	0	0	0	0	0	0			

Building Construction Technology/Technician	900 but less than 1,800 clock hours...		Women	0	0	0	0	0	0	0	0	0	0	
			Total	0	0	0	0	0	0	0	0	0	0	0
46.0415 Building Construction Technology/Technician	3 - Associate's degree	1	Men	0	0	0	0	0	0	0	0	0	0	
			Women	0	0	1	0	0	0	0	0	0	0	1
			Total	0	0	1	0	0	0	0	0	0	1	No
47.0600 Vehicle Maintenance and Repair Technology/Technician, General	1b - Awards of 300-899 clock hours...	1	Men	0	4	0	0	0	0	31	1	0	36	
			Women	0	0	0	0	0	0	7	0	0	7	
			Total	0	4	0	0	0	0	38	1	0	43	No
47.0600 Vehicle Maintenance and Repair Technology/Technician, General	3 - Associate's degree	1	Men	0	1	0	0	0	0	2	0	0	3	
			Women	0	0	0	0	0	0	2	0	0	2	
			Total	0	1	0	0	0	0	4	0	0	5	No
48.0508 Welding Technology/Welder	1b - Awards of 300-899 clock hours...	1	Men	0	37	19	0	1	0	68	4	2	131	
			Women	0	2	3	0	0	0	1	2	0	8	
			Total	0	39	22	0	1	0	69	6	2	139	No
48.0508 Welding Technology/Welder	2 - Awards of at least 900 but less than 1,800 clock hours...	1	Men	0	4	1	0	0	0	10	1	0	16	
			Women	0	0	0	0	0	0	0	0	0	0	
			Total	0	4	1	0	0	0	10	1	0	16	No
48.0508 Welding Technology/Welder	3 - Associate's degree	1	Men	0	1	0	0	0	0	6	0	0	7	
			Women	0	0	0	0	0	0	0	0	0	0	
			Total	0	1	0	0	0	0	6	0	0	7	No
50.0602 Cinematography and Film/Video Production	1b - Awards of 300-899 clock hours...	1	Men	0	0	0	0	0	0	0	0	0	0	
			Women	0	0	0	0	0	0	0	0	0	0	
			Total	0	0	0	0	0	0	0	0	0	0	No
51.0705 Medical Office Management/Administration	2 - Awards of at least 900 but less than 1,800 clock hours...	1	Men	0	0	0	0	0	0	0	0	0	0	
			Women	0	0	0	0	0	0	0	0	0	0	
			Total	0	0	0	0	0	0	0	0	0	0	Yes
51.0705 Medical Office Management/Administration	3 - Associate's degree	1	Men	0	0	0	0	0	0	0	0	0	0	
			Women	0	0	1	0	0	0	0	0	1	2	
			Total	0	0	1	0	0	0	0	0	1	2	Yes
51.0801 Medical/Clinical Assistant	2 - Awards of at least 900 but less than 1,800 clock hours...	1	Men	0	2	1	0	0	0	0	0	0	3	
			Women	0	0	2	0	0	0	13	0	0	15	
			Total	0	2	3	0	0	0	13	0	0	18	No

51.0801 Medical/Clinical Assistant	3 - Associate's degree	1	Men	0	0	0	0	0	0	0	0	0	0	
			Women	0	1	4	0	0	0	3	0	0	8	
			Total	0	1	4	0	0	0	3	0	0	8	No
51.0805 Pharmacy Technician/Assistant	1b - Awards of 300-899 clock hours...	1	Men	0	0	0	0	0	0	0	0	0	0	
			Women	0	0	0	0	0	0	0	0	0	0	
			Total	0	0	0	0	0	0	0	0	0	0	No
51.0904 Emergency Medical Technology/Technician (EMT Paramedic)	2 - Awards of at least 900 but less than 1,800 clock hours...	1	Men	0	3	1	0	0	0	12	0	0	16	
			Women	0	0	0	0	0	0	8	0	0	8	
			Total	0	3	1	0	0	0	20	0	0	24	No
51.0904 Emergency Medical Technology/Technician (EMT Paramedic)	3 - Associate's degree	1	Men	0	1	0	0	0	0	5	0	0	6	
			Women	0	0	0	0	0	0	3	0	0	3	
			Total	0	1	0	0	0	0	8	0	0	9	No
51.0909 Surgical Technology/Technologist	3 - Associate's degree	1	Men	0	0	0	0	0	0	0	0	0	0	
			Women	0	0	0	0	0	0	0	0	0	0	
			Total	0	0	0	0	0	0	0	0	0	0	No
51.3501 Massage Therapy/Therapeutic Massage	2 - Awards of at least 900 but less than 1,800 clock hours...	1	Men	0	0	0	0	0	0	0	0	0	0	
			Women	0	0	0	0	0	0	0	0	0	0	
			Total	0	0	0	0	0	0	0	0	0	0	No
51.3501 Massage Therapy/Therapeutic Massage	3 - Associate's degree	1	Men	0	0	0	0	0	0	0	0	0	0	
			Women	0	0	0	0	0	0	0	0	0	0	
			Total	0	0	0	0	0	0	0	0	0	0	No
51.3801 Registered Nursing/Registered Nurse	3 - Associate's degree	1	Men	0	1	0	0	0	0	5	0	1	7	
			Women	0	4	4	0	0	1	22	1	1	33	
			Total	0	5	4	0	0	1	27	1	2	40	No
51.3901 Licensed Practical/Vocational Nurse Training	2 - Awards of at least 900 but less than 1,800 clock hours...	1	Men	0	2	0	0	0	0	10	0	0	12	
			Women	0	3	4	0	0	0	22	0	1	30	
			Total	0	5	4	0	0	0	32	0	1	42	No
51.3902 Nursing Assistant/Aide and Patient Care Assistant/Aide	1b - Awards of 300-899 clock hours...	1	Men	0	0	0	0	0	0	0	0	0	0	
			Women	0	0	0	0	0	0	0	0	0	0	
			Total	0	0	0	0	0	0	0	0	0	0	No
52.0101	1b - Awards of 300-899	1	Men	0	0	0	0	0	0	0	0	0		

Business/Commerce, General	clock hours...		Women	0	0	0	0	0	0	0	0	0	0	
			Total	0	0	0	0	0	0	0	0	0	0	Yes
52.0101 Business/Commerce, General	2 - Awards of at least 900 but less than 1,800 clock hours...	1	Men	0	0	0	0	0	0	0	0	0	0	
			Women	0	0	1	0	0	0	0	0	0	1	
			Total	0	0	1	0	0	0	0	0	0	1	Yes
52.0101 Business/Commerce, General	3 - Associate's degree	1	Men	0	0	0	0	0	0	2	0	0	2	
			Women	0	0	1	0	0	0	3	0	0	4	
			Total	0	0	1	0	0	0	5	0	0	6	Yes
52.0201 Business Administration and Management, General	1b - Awards of 300-899 clock hours...	1	Men	0	0	0	0	0	0	0	0	0	0	
			Women	0	0	1	0	0	0	0	0	0	1	
			Total	0	0	1	0	0	0	0	0	0	1	Yes
52.0201 Business Administration and Management, General	2 - Awards of at least 900 but less than 1,800 clock hours...	1	Men	0	0	0	0	0	0	0	0	0	0	
			Women	0	0	1	0	0	0	0	0	0	1	
			Total	0	0	1	0	0	0	0	0	0	1	Yes
52.0201 Business Administration and Management, General	3 - Associate's degree	1	Men	0	0	0	0	0	0	0	0	0	0	
			Women	0	0	3	0	0	0	2	0	0	5	
			Total	0	0	3	0	0	0	2	0	0	5	Yes
52.0301 Accounting	1b - Awards of 300-899 clock hours...	1	Men	0	0	0	0	0	0	0	0	0	0	
			Women	0	0	1	0	0	0	1	0	0	2	
			Total	0	0	1	0	0	0	1	0	0	2	Yes
52.0701 Entrepreneurship/Entrepreneurial Studies	1b - Awards of 300-899 clock hours...	1	Men	0	0	0	0	0	0	0	0	0	0	
			Women	0	0	0	0	0	0	1	0	0	1	
			Total	0	0	0	0	0	0	1	0	0	1	Yes
52.0701 Entrepreneurship/Entrepreneurial Studies	2 - Awards of at least 900 but less than 1,800 clock hours...	1	Men	0	0	0	0	0	0	0	0	0	0	
			Women	0	0	0	0	0	0	1	0	0	1	
			Total	0	0	0	0	0	0	1	0	0	1	Yes
52.0701 Entrepreneurship/Entrepreneurial Studies	3 - Associate's degree	1	Men	0	0	0	0	0	0	0	0	0	0	
			Women	0	0	0	0	1	0	2	0	0	3	
			Total	0	0	0	0	1	0	2	0	0	3	Yes

Institution: Northland Pioneer College (105349)

User ID: P1053491

Awards Conferred Summary Report -- Grand Totals

Completions: Total by First Major

99.0000 Summary Grand Totals	Award Level	Nonresi- dent alien	Hispanic Latino	American Indian or Alaska Native	Asian	Black or African American	Native Hawaiian or Other Pacific Islander	White	Two or more Races	Race/ ethnicity unknown	Total	PY Total
Awards of 300-899 clock hours...	1b											
Men		0	46	32	1	1	0	120	6	4	210	293
Women		0	5	18	0	0	0	31	2	2	58	102
Total		0	51	50	1	1	0	151	8	6	268	395
Awards of at least 900 but less than 1,800 clock hours...	2											
Men		0	11	3	0	0	0	34	1	0	49	38
Women		0	10	11	0	0	0	65	0	1	87	95
Total		0	21	14	0	0	0	99	1	1	136	133
Associate's degree	3											
Men		0	4	3	2	1	0	30	1	2	43	58
Women		0	11	36	2	1	2	60	2	3	117	116
Total		0	15	39	4	2	2	90	3	5	160	174

Grand Total Men	0	61	38	3	2	0	184	8	6	302	389
Grand Total Women	0	26	65	2	1	2	156	4	6	262	313
Grand Total	0	87	103	5	3	2	340	12	12	564	702

PY Grand Total Men	0	67	80	0	3	2	221	6	10		389
PY Grand Total Women	0	49	109	1	3	2	139	4	6		313
PY Grand Total	0	116	189	1	6	4	360	10	16		702

Institution: Northland Pioneer College (105349)

User ID: P1053491

All Completers

All Completers

Institutions must report the following information. (Some data will be pre-populated from the completions by CIP code data.)

Number of students by gender and race and ethnicity earning an award between July 1, 2020 and June 30, 2021. Count each student only once, regardless of how many awards he/she earned. The intent of this screen is to collect an unduplicated count of total numbers of *completers*.

- Report Hispanic/Latino individuals of any race as Hispanic/Latino
- Report race for non-Hispanic/Latino individuals only

	Men		Women		Total Students
	Number of Students	Total Awards	Number of Students	Total Awards	
<u>Nonresident alien</u>	<input type="text" value=""/>	0	<input type="text" value=""/>	0	0
<u>Hispanic/Latino</u>	<input type="text" value="36"/>	61	<input type="text" value="23"/>	26	59
<u>American Indian or Alaska Native</u>	<input type="text" value="30"/>	38	<input type="text" value="57"/>	65	87
<u>Asian</u>	<input type="text" value="3"/>	3	<input type="text" value="1"/>	2	4
<u>Black or African American</u>	<input type="text" value="2"/>	2	<input type="text" value="1"/>	1	3
<u>Native Hawaiian or Other Pacific Islander</u>	<input type="text" value=""/>	0	<input type="text" value="1"/>	2	1
<u>White</u>	<input type="text" value="122"/>	184	<input type="text" value="106"/>	156	228
Two or more races	<input type="text" value="4"/>	8	<input type="text" value="3"/>	4	7
<u>Race and ethnicity unknown</u>	<input type="text" value="6"/>	6	<input type="text" value="6"/>	6	12
TOTAL	203	302	198	262	401
PY TOTAL	254		272		526

Institution: Northland Pioneer College (105349)

User ID: P1053491

Awards of 300-899 clock hours ...

Completers by Level

- Postsecondary awards, certificates, or diplomas of**
- 300-899 clock hours, or
 - 9-29 semester or trimester credit hours, or
 - 13-44 quarter credit hours

Number of students by gender, by race and ethnicity, and by age earning this award between July 1, 2020 and June 30, 2021. Each student should be counted once per award level. For example, if a student earned a master's degree and a doctor's degree, he/she should be counted once in master's and once in doctor's. A student earning two master's degrees should be counted only once.

- Report Hispanic/Latino individuals of any race as Hispanic/Latino
- Report race for non-Hispanic/Latino individuals only

By Gender

	Number of Students	Total Awards
Men	151	210
Women	50	58
TOTAL	201	268
PY TOTAL	291	

By Race/Ethnicity

	Number of Students	Total Awards
<u>Nonresident alien</u>	0	0
<u>Hispanic/Latino</u>	34	51
<u>American Indian or Alaska Native</u>	42	50
<u>Asian</u>	1	1
<u>Black or African American</u>	1	1
<u>Native Hawaiian or Other Pacific Islander</u>		0

<u>White</u>	<input type="text" value="113"/>	151
Two or more races	<input type="text" value="4"/>	8
<u>Race and ethnicity unknown</u>	<input type="text" value="6"/>	6
TOTAL	201	268

i By Age

	Number of Students	Total Awards
Under 18	<input checked="" type="checkbox"/> <input type="text" value="77"/>	
18-24	<input type="text" value="91"/>	
25-39	<input type="text" value="25"/>	
40 and Above	<input type="text" value="8"/>	
Age Unknown	<input type="text" value="0"/>	
TOTAL	201	268

Institution: Northland Pioneer College (105349)

User ID: P1053491

Awards of 900 or more clock hours ...

Completers by Level

- Postsecondary awards, certificates, or diplomas of**
- **900 or more clock hours, or**
 - **30 or more semester or trimester credit hours, or**
 - **45 or more quarter credit hours**

Number of students by gender, by race and ethnicity, and by age earning this award between July 1, 2020 and June 30, 2021. Each student should be counted once per award level. For example, if a student earned a master's degree and a doctor's degree, he/she should be counted once in master's and once in doctor's. A student earning two master's degrees should be counted only once.

- Report Hispanic/Latino individuals of any race as Hispanic/Latino
- Report race for non-Hispanic/Latino individuals only

By Gender

	Number of Students	Total Awards
Men	<input type="text" value="42"/>	49
Women	<input type="text" value="73"/>	87
TOTAL	115	136
PY TOTAL	125	

By Race/Ethnicity

	Number of Students	Total Awards
<u>Nonresident alien</u>	<input type="text" value="0"/>	0
<u>Hispanic/Latino</u>	<input type="text" value="19"/>	21
<u>American Indian or Alaska Native</u>	<input type="text" value="14"/>	14
<u>Asian</u>	<input type="text" value=""/>	0
<u>Black or African American</u>	<input type="text" value=""/>	0
<u>Native Hawaiian or Other Pacific Islander</u>	<input type="text" value=""/>	0

<u>White</u>	<input type="text" value="80"/>	99
Two or more races	<input type="text" value="1"/>	1
<u>Race and ethnicity unknown</u>	<input type="text" value="1"/>	1
TOTAL	115	136

i By Age

	Number of Students	Total Awards
Under 18	<input type="text" value="7"/>	
18-24	<input type="text" value="54"/>	
25-39	<input type="text" value="42"/>	
40 and Above	<input type="text" value="12"/>	
Age Unknown	<input type="text" value="0"/>	
TOTAL	115	136

Institution: Northland Pioneer College (105349)

User ID: P1053491

Associate's degree

Completers by Level

Associate's degree

Number of students by gender, by race and ethnicity, and by age earning this award between July 1, 2020 and June 30, 2021. Each student should be counted once per award level. For example, if a student earned a master's degree and a doctor's degree, he/she should be counted once in master's and once in doctor's. A student earning two master's degrees should be counted only once.

- Report Hispanic/Latino individuals of any race as Hispanic/Latino
- Report race for non-Hispanic/Latino individuals only

By Gender

	Number of Students	Total Awards
Men	<input type="text" value="42"/>	43
Women	<input type="text" value="108"/>	117
TOTAL	150	160
PY TOTAL	166	

By Race/Ethnicity

	Number of Students	Total Awards
<u>Nonresident alien</u>	<input type="text" value="0"/>	0
<u>Hispanic/Latino</u>	<input type="text" value="14"/>	15
<u>American Indian or Alaska Native</u>	<input type="text" value="38"/>	39
<u>Asian</u>	<input type="text" value="3"/>	4
<u>Black or African American</u>	<input type="text" value="2"/>	2
<u>Native Hawaiian or Other Pacific Islander</u>	<input type="text" value="1"/>	2
<u>White</u>	<input type="text" value="84"/>	90
Two or more races	<input type="text" value="3"/>	3

<u>Race and ethnicity unknown</u>	5	5
TOTAL	150	160

i By Age

	Number of Students	Total Awards
Under 18	3	
18-24	56	
25-39	65	
40 and Above	26	
Age Unknown	0	
TOTAL	150	160

Institution: Northland Pioneer College (105349)

User ID: P1053491

Prepared By

Prepared by

Reporting Reminders:

- The name of the preparer is being collected so that we can follow up with the appropriate person in the event that there are questions concerning the data.
- The Keyholder will be copied on all email correspondence to other preparers.
- The time it took to prepare this component is being collected so that we can continue to improve our estimate of the reporting burden associated with IPEDS.
- Please include in your estimate the time it took for you to review instructions, query and search data sources, complete and review the component, and submit the data through the Data Collection System.
- Thank you for your assistance.

This survey component was prepared by:

<input checked="" type="radio"/>	Keyholder	<input type="radio"/>	SFA Contact	<input type="radio"/>	HR Contact
<input type="radio"/>	Finance Contact	<input type="radio"/>	Academic Library Contact	<input type="radio"/>	Other

Name:

Email:

How many staff from your institution only were involved in the data collection and reporting process of this survey component?

Number of Staff (including yourself)

How many hours did you and others from your institution only spend on each of the steps below when responding to this survey component?
Exclude the hours spent collecting data for state and other reporting purposes.

Staff member	Collecting Data Needed	Revising Data to Match IPEDS Requirements	Entering Data	Revising and Locking Data
Your office	<input type="text" value="7.00"/> hours	<input type="text"/> hours	<input type="text" value="4.00"/> hours	<input type="text"/> hours
Other offices	<input type="text"/> hours	<input type="text"/> hours	<input type="text"/> hours	<input type="text"/> hours

Institution: Northland Pioneer College (105349)

User ID: P1053491

Summary

IPEDS Completion Component Summary

IPEDS collects important information regarding your institution. All data reported in IPEDS survey components become available in the IPEDS Data Center and appear as aggregated data in various Department of Education reports. Additionally, some of the reported data appears specifically for your institution through the College Navigator website and is included in your institution's Data Feedback Report (DFR). The purpose of this summary is to provide you an opportunity to view some of the data that, when accepted through the IPEDS quality control process, will appear on the College Navigator website and/or your DFR. College Navigator is updated approximately three months after the data collection period closes and Data Feedback Reports will be available through the [Data Center](#) and sent to your institution's CEO in November 2021.

Please review your data for accuracy. If you have questions about the data displayed below after reviewing the data reported on the survey screens, please contact the IPEDS Help Desk at: 1-877-225-2568 or ipedshelp@rti.org.

Summary of Completions Data

Award Level	Number of Completions	
	1 st major	2 st major
1b - Postsecondary awards, certificates, or diplomas of - 300-899 clock hours, or - 9-29 semester or trimester credit hours, or - 13-44 quarter credit hours	268	0
2 - Postsecondary awards, certificates, or diplomas of - at least 900 but less than 1,800 clock hours, or - at least 30 but less than 60 semester or trimester credit hours, or - at least 45 but less than 90 quarter credit hours	136	0
3 - Associate's degree	160	0
Total number of degrees and certificates	564	0

Summary of Completers Data

	Number of Students

	Number of Students	Women	Total
	Men	Women	Total
All Completers	203	198	401

Institution: Northland Pioneer College (105349)

User ID: P1053491

Edit Report

Completions

Source	Description	Severity	Resolved	Options
Global Edits				
Perform Edits	Current year completions (36) are outside the expected range when compared to completions reported in the prior year (62) for: Men, in CIP codes starting with(47.XXXX), award level (1b). Please correct your data or explain. (Error #10503)	Explanation	Yes	
Reason	In the automotive area less courses were offered with the usual number of students due to having to limit the number of students who could enroll in a class in order to space students out in the automotive facility due to the pandemic.			
Perform Edits	You reported programs using one or more CIP codes ending in 99, which is a code for "other" programs not otherwise specified. In order to assist NCES in future updates to the CIP, please use the "Other" page to write-in the program name(s) and level(s) that could not be categorized in a more specific CIP code. Please click "confirm" in order to confirm receipt of this message, and thank you for your assistance. (Error #10801)	Confirmation	Yes	
Screen: Completers- Awards of 300-899 clock hours ...				
Screen Entry	The age of under 18 is outside the expected range. Please correct the data or explain. (Error #10741)	Explanation	Yes	
Reason	36% of our FY21 enrollments were high school students. Many of these students in our high school programs earn certificates while still in high school.			

IPEDS 2021-22 Data Collection System

IPEDS HELP DESK (877) 225-2568 | ipedshelp@rti.org

OMB NO. 1850-0582 v.27 : Approval Expires 8/31/2022

User ID: P1053491

12-month Enrollment 2021-22

Institution: Northland Pioneer College (105349)

User ID: P1053491

Overview

12-month Enrollment Overview

The 12-month Enrollment component collects unduplicated student enrollment counts and instructional activity data for an entire 12-month period. Using the instructional activity data reported, a full-time equivalent (FTE) student enrollment at the undergraduate and graduate level is estimated (4-year institutions only). Institutions with Doctor's - professional practice students will also report the FTE enrollment of those students (4-year institutions only). NCES uses the FTE enrollment to produce indicators such as expenses by function per FTE as reported in the IPEDS Data Feedback Report.

Data Reporting Reminder:

- All institutions must use the July 1 - June 30 reporting period.
- Report data to accurately reflect the time period corresponding with the IPEDS survey component, even if such reporting is seemingly inconsistent with prior-year reporting. For example, if a summer term began later than usual due to Coronavirus Pandemic postponements, continue to report using the timeframes as defined in the IPEDS instructions. NCES expects that some data reported during the 2021-22 data collection year will vary from established prior trends due to the impacts of Coronavirus Pandemic. If an error edit is triggered even when submitting accurate data, please indicate in the corresponding context box or verbally to the Help Desk that the seemingly inconsistent data are accurate and reflect the effects of Coronavirus Pandemic.

Changes to reporting for 2021-22:

- New FAQ has been added to clarify reporting of degree/certificate-seeking undergraduates across EF, E12, and OM survey components.
- Edited FAQs to clarify student enrollment statuses (e.g., full-time/part-time) are typically not determined by summer term enrollment, but rather determined at their first full term of enrollment (i.e., fall or spring).

Resources:

- To download the survey materials for this component: [Survey Materials](#)
- To access your prior year data submission for this component: [Reported Data](#)

If you have questions about completing this survey, please contact the IPEDS Help Desk at 1-877-225-2568.

Institution: Northland Pioneer College (105349)


User ID: P1053491

Undergraduate Instructional Activity Type

Which instructional activity units will you use to report undergraduate instructional activity?

- Undergraduate instructional activity data in Part B may be reported in units of clock hours or credit hours.
- Please note that any graduate level instructional activity must be reported in credit hours. (4-year institutions only)

 Clock hours Credit hours Both clock and credit hours (some undergraduate programs measured in clock hours and some measured in credit hours)

 You may use the box below to provide additional context for the data you have reported above. Context notes will be posted on the College Navigator website. Therefore, you should write all context notes using proper grammar (e.g., complete sentences with punctuation) and common language that can be easily understood by students and parents (e.g., spell out acronyms).

Institution: Northland Pioneer College (105349)

User ID: P1053491

Part A - Unduplicated Count for Full-time Undergraduate Students

12-month Unduplicated Count by Race/Ethnicity and Gender - Full-time Undergraduate Students

July 1, 2020 – June 30, 2021

Reporting Reminders:

- The 12-month unduplicated count must be equal or greater than the corresponding prior year fall enrollment.
- Report Hispanic/Latino individuals of any race as Hispanic/Latino
- Report race for non-Hispanic/Latino individuals only
- Even though Teacher Preparation certificate programs may require a bachelor's degree for admission, they are considered subbaccalaureate undergraduate programs, and students in these programs are undergraduate students.

Men

Students enrolled for <u>credit</u>	<u>Degree/certificate-seeking</u>			Total degree/certificate-seeking	Non-degree/non-certificate-seeking	Total, Full-time undergraduate students
	<u>First-time</u>	<u>Non-first-time</u>				
		<u>Transfer-in</u>	<u>Continuing/Returning</u>			
<u>Nonresident alien</u>	<input type="text"/>	<input type="text"/>	<input type="text"/>	0	<input type="text"/>	0
<u>Hispanic/Latino</u>	<input type="text" value="4"/>	<input type="text" value="3"/>	<input type="text" value="15"/>	22	<input type="text" value="23"/>	45
<u>American Indian or Alaska Native</u>	<input type="text" value="15"/>	<input type="text" value="4"/>	<input type="text" value="28"/>	47	<input type="text" value="14"/>	61
<u>Asian</u>	<input type="text"/>	<input type="text"/>	<input type="text"/>	0	<input type="text" value="1"/>	1
<u>Black or African American</u>	<input type="text"/>	<input type="text"/>	<input type="text"/>	0	<input type="text" value="1"/>	1
<u>Native Hawaiian or Other Pacific Islander</u>	<input type="text"/>	<input type="text"/>	<input type="text" value="1"/>	1	<input type="text"/>	1
<u>White</u>	<input type="text" value="24"/>	<input type="text" value="5"/>	<input type="text" value="32"/>	61	<input type="text" value="79"/>	140
Two or more races	<input type="text" value="2"/>	<input type="text"/>	<input type="text"/>	2	<input type="text" value="2"/>	4
<u>Race and ethnicity unknown</u>	<input type="text" value="1"/>	<input type="text" value="1"/>	<input type="text" value="4"/>	6	<input type="text" value="1"/>	7
Total men	46	13	80	139	121	260
Total men prior year	33	7	101	141	128	269

Women

Students enrolled for <u>credit</u>	<u>Degree/certificate-seeking</u>			Total degree/certificate-seeking	Non-degree/non-certificate-seeking	Total, Full-time undergraduate students
	<u>First-time</u>	<u>Non-first-time</u>				
		<u>Transfer-in</u>	<u>Continuing/Returning</u>			
<u>Nonresident alien</u>				0		0
<u>Hispanic/Latino</u>	2	2	17	21	17	38
<u>American Indian or Alaska Native</u>	10	4	59	73	23	96
<u>Asian</u>			2	2		2
<u>Black or African American</u>				0		0
<u>Native Hawaiian or Other Pacific Islander</u>			1	1	1	2
<u>White</u>	16	11	41	68	66	134
Two or more races			1	1	2	3
<u>Race and ethnicity unknown</u>	1	1	4	6	1	7
Total women	29	18	125	172	110	282
Total women prior year	34	12	152	198	90	288
Grand total (2020-21)	75	31	205	311	231	542
Prior year data:						
Grand total (men+women) prior year	67	19	253	339	218	557
Total Full-time undergraduate enrollment Fall 2020 <i>NOTE: Grand total (2020-21) calculated above is expected to be greater than total Full-time undergraduate enrollment Fall 2020.</i>	24	84	153	261	263	524

Institution: Northland Pioneer College (105349)

User ID: P1053491

Part A - Unduplicated Count for Part-time Undergraduate Students

12-month Unduplicated Count by Race/Ethnicity and Gender - Part-time Undergraduate Students

July 1, 2020 – June 30, 2021

Reporting Reminders:

- The 12-month unduplicated count must be equal or greater than the corresponding prior year fall enrollment.
- Report Hispanic/Latino individuals of any race as Hispanic/Latino
- Report race for non-Hispanic/Latino individuals only
- Even though Teacher Preparation certificate programs may require a bachelor's degree for admission, they are considered subbaccalaureate undergraduate programs, and students in these programs are undergraduate students.

Men

Students enrolled for <u>credit</u>	Degree/certificate-seeking			Total degree/certificate-seeking	Non-degree/non-certificate-seeking	Total, Part-time undergraduate students
	First-time	Non-first-time				
		Transfer-in	Continuing/Returning			
<u>Nonresident alien</u>				0	2	2
<u>Hispanic/Latino</u>	10	4	44	58	162	220
<u>American Indian or Alaska Native</u>	15	11	79	105	122	227
<u>Asian</u>	1		3	4	12	16
<u>Black or African American</u>	1	1	1	3	24	27
<u>Native Hawaiian or Other Pacific Islander</u>				0	6	6
<u>White</u>	47	10	161	218	585	803
Two or more races	2		7	9	23	32
<u>Race and ethnicity unknown</u>	0		7	7	7	14
Total men	76	26	302	404	943	1,347
Total men prior year	73	28	364	465	1,084	1,549

Women

Students enrolled for <u>credit</u>	<u>Degree/certificate-seeking</u>			Total degree/certificate-seeking	Non-degree/ non-certificate-seeking	Total, Part-time undergraduate students
	<u>First-time</u>	<u>Non-first-time</u>				
		<u>Transfer-in</u>	<u>Continuing/ Returning</u>			
<u>Nonresident alien</u>				0	4	4
<u>Hispanic/Latino</u>	20	11	89	120	244	364
<u>American Indian or Alaska Native</u>	48	26	353	427	240	667
<u>Asian</u>		1	6	7	36	43
<u>Black or African American</u>		1	2	3	45	48
<u>Native Hawaiian or Other Pacific Islander</u>		1		1	7	8
<u>White</u>	61	29	307	397	1,124	1,521
Two or more races	5	5	9	19	25	44
<u>Race and ethnicity unknown</u>	1		12	13	21	34
Total women	135	74	778	987	1,746	2,733
Total women prior year	125	74	777	976	2,024	3,000
Grand total (2020-21)	211	100	1,080	1,391	2,689	4,080
Prior year data:						
Grand total (men+women) prior year	198	102	1,141	1,441	3,108	4,549
Total Part-time undergraduate enrollment Fall 2020 <i>NOTE: Grand total (2020-21) calculated above is expected to be greater than total Part-time undergraduate enrollment Fall 2020.</i>	47	353	464	864	1,312	2,176

Institution: Northland Pioneer College (105349)


User ID: P1053491

Part A – 12-month Enrollment by Distance Education Status

12-month Unduplicated Count - Distance Education Status

July 1, 2020 – June 30, 2021

	Undergraduate Students	
	Degree/certificate-seeking	Non-degree/non-certificate-seeking
Students <i>enrolled exclusively</i> in <u>distance education courses</u>	1,341	1,650
Students <i>enrolled in at least one but not all</i> distance education courses	333	145
Students <i>not enrolled in any</i> distance education courses	28	1,125
Total (from prior part A screens)	1,702	2,920

 You may use the box below to provide additional context for the data you have reported above. Context notes will be posted on the College Navigator website. Therefore, you should write all context notes using proper grammar (e.g., complete sentences with punctuation) and common language that can be easily understood by students and parents (e.g., spell out acronyms).

Institution: Northland Pioneer College (105349)

User ID: P1053491

Part B - Instructional Activity

12-month Instructional Activity

July 1, 2020 - June 30, 2021

Instructional Activity Reporting Reminder:

- Instructional activity is used to calculate an IPEDS FTE based on the institution's reported calendar system.


FTE Reporting Reminder:

- Institutions need not report their own calculations of undergraduate FTE unless IPEDS FTE calculations would be misleading for comparison purposes among all IPEDS reporting institutions.

Instructional Activity

	2020-21 total activity	Prior year data
Undergraduate level:		
<u>Credit hour activity</u>	42,632	43,865

Full-Time Equivalent (FTE) of Students

Calendar system (as reported on the prior year IC Header survey component):	Semester		
If the IPEDS <u>calculated</u> FTE estimates below are not reasonable, AND you have reported the correct instructional activity hours above, enter your best FTE estimate in the "Institution reported FTE" column below and save the page. This option should be used ONLY if the calculated estimate is not reasonable for your institution and IPEDS comparisons.			
Please provide your best estimate of undergraduate FTE for the 12-month reporting period only if the calculated FTE estimate below is not reasonable for IPEDS comparison purposes . Please provide an explanation in the context box if the option is used due to Coronavirus Pandemic.			
	Calculated FTE 2020-21	Institution reported FTE 2020-21	Prior year FTE 2019-20
Undergraduate student FTE	1,421	1,421	1,462
 Context notes will be posted on the College Navigator website. Therefore, you should write all context notes using proper grammar (e.g., complete sentences with punctuation) and common language that can be easily understood by students and parents (e.g., spell out acronyms).			

--

Institution: Northland Pioneer College (105349)

User ID: P1053491

Prepared by

Prepared by

Reporting Reminders:

- The name of the preparer is being collected so that we can follow up with the appropriate person in the event that there are questions concerning the data.
- The Keyholder will be copied on all email correspondence to other preparers.
- The time it took to prepare this component is being collected so that we can continue to improve our estimate of the reporting burden associated with IPEDS.
- Please include in your estimate the time it took for you to review instructions, query and search data sources, complete and review the component, and submit the data through the Data Collection System.
- Thank you for your assistance.

This survey component was prepared by:

<input checked="" type="radio"/>	Keyholder	<input type="radio"/>	SFA Contact	<input type="radio"/>	HR Contact
<input type="radio"/>	Finance Contact	<input type="radio"/>	Academic Library Contact	<input type="radio"/>	Other

Name:

Email:

How many staff from your institution only were involved in the data collection and reporting process of this survey component?

Number of Staff (including yourself)

How many hours did you and others from your institution only spend on each of the steps below when responding to this survey component?
Exclude the hours spent collecting data for state and other reporting purposes.

Staff member	Collecting Data Needed	Revising Data to Match IPEDS Requirements	Entering Data	Revising and Locking Data
Your office	<input type="text" value="13.00"/> hours	<input type="text"/> hours	<input type="text" value="1.25"/> hours	<input type="text"/> hours
Other offices	<input type="text"/> hours	<input type="text"/> hours	<input type="text"/> hours	<input type="text"/> hours

Institution: Northland Pioneer College (105349)

User ID: P1053491

Summary screen

12-Month Enrollment Component Summary

IPEDS collects important information regarding your institution. All data reported in IPEDS survey components become available in the IPEDS Data Center and appear as aggregated data in various Department of Education reports. Additionally, some of the reported data appears specifically for your institution through the College Navigator website and is included in your institution's Data Feedback Report (DFR). The purpose of this summary is to provide you an opportunity to view some of the data that, when accepted through the IPEDS quality control process, will appear on the College Navigator website and/or your DFR. College Navigator is updated approximately three months after the data collection period closes and Data Feedback Reports will be available through the [Data Center](#) and sent to your institution's CEO in November 2021.

Please review your data for accuracy. If you have questions about the data displayed below after reviewing the data reported on the survey screens, please contact the IPEDS Help Desk at: 1-877-225-2568 or ipedshelp@rti.org.

12-Month Unduplicated Headcount and Full-Time Equivalent Students

Total 12-month undergraduate student unduplicated headcount	4,622
Total full-time equivalent (FTE) student enrollment	1,421
Total full-time equivalent (FTE) undergraduate student enrollment	1,421

Institution: Northland Pioneer College (105349)

User ID: P1053491

Edit Report

12-month Enrollment

Source	Description	Severity	Resolved	Options
Global Edits				
Perform Edits	The 12-month unduplicated count of undergraduate students for Race and ethnicity unknown Men (21) is different than expected when compared with the same category (194) in the prior year Fall Enrollment survey, because the official fall enrollment reporting date falls within the 12-month timeframe for E12. Please correct your data or explain. (Error #9354)	Explanation	Yes	
Reason	A new online application process had mapped the race and Hispanic fields to the old ethnic code field in the database so students applying online for teacher certification courses and high school student registrations showed as unknown for the race and Hispanic. The application has been fixed and the fields are also required now.			
Perform Edits	The 12-month unduplicated count of undergraduate students for Race and ethnicity unknown Women (41) is different than expected when compared with the same category (216) in the prior year Fall Enrollment survey, because the official fall enrollment reporting date falls within the 12-month timeframe for E12. Please correct your data or explain. (Error #9363)	Explanation	Yes	
Reason	A new online application process had mapped the race and Hispanic fields to the old ethnic code field in the database so students applying online for teacher certification courses and high school student registrations showed as unknown for the race and Hispanic. The application has been fixed and the fields are also required now.			

IPEDS 2021-22 Data Collection System

IPEDS HELP DESK (877) 225-2568 | ipedshelp@rti.org

OMB NO. 1850-0582 v.29 : Approval Expires 8/31/2022

User ID: P1053491

Student Financial Aid 2021-22

Institution: Northland Pioneer College (105349)

User ID: P1053491

Overview

IPEDS Student Financial Aid Component Overview - Public Academic Reporters

Welcome to the Student Financial Aid (SFA) component. The purpose of the SFA component is to collect information about financial aid provided to various groups of undergraduate students and military/veteran educational benefits for all students at your institution.

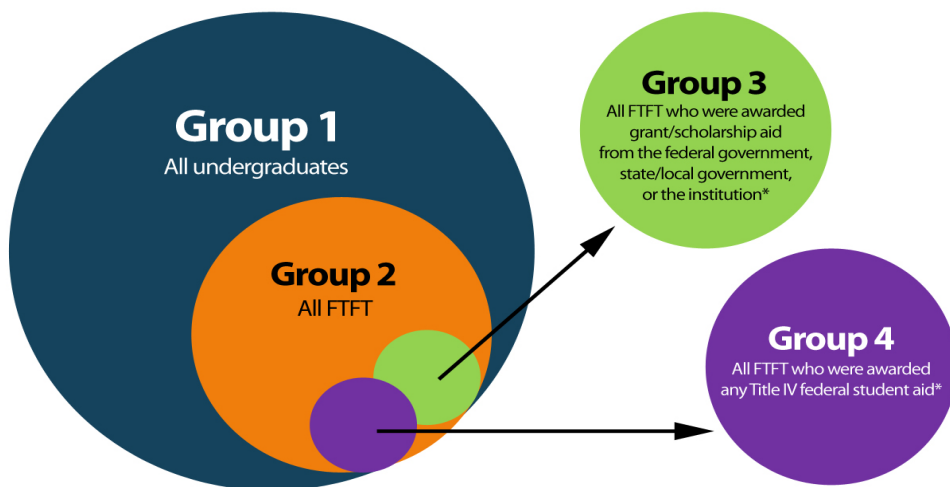
Data Reporting Reminders:

- Report data to accurately reflect the time period corresponding with the IPEDS survey component, even if such reporting is seemingly inconsistent with prior-year reporting. For example, if a summer term began later than usual due to Coronavirus Pandemic postponements, continue to report using the timeframes as defined in the IPEDS instructions. NCES expects that some data reported during the 2021-22 data collection year will vary from established prior trends due to the impacts of Coronavirus Pandemic. If an error edit is triggered even when submitting accurate data, please indicate in the corresponding context box or verbally to the Help Desk that the seemingly inconsistent data are accurate and reflect the effects of Coronavirus Pandemic.

- Undergraduate Student Groups

You will be asked to report information for different groups of students.

- Group 1: All undergraduate students
- Group 2: Of Group 1, full-time, first-time degree/certificate-seeking students (FTFT)
- Group 3: Of Group 2, FTFT students who paid the in-state/in-district tuition rate and were awarded any grant/scholarship aid from the federal government, state/local government, or the institution
- Group 4: Of Group 2, FTFT students who paid the in-state/in-district tuition rate and were awarded any Title IV federal student aid



*For public institutions, include only those students paying the in-state or in-district tuition rate. For program reporters, include only those students enrolled in the institution's largest program.

- COA Revisions

Revisions to Cost of Attendance (COA) used to calculate the net price of attendance can be made in this component.

Consult the instructions and screens to make sure you are reporting the correct aid amounts for the correct groups of students.

- College Affordability and Transparency Lists

Net price amounts calculated in SFA will be used to populate the U.S. Department of Education's College Affordability and Transparency lists.

- Interactive Edits and Error Messages

SFA contains interactive edits that will check for blank fields, invalid values, or values that fall outside expected ranges. Some error messages will require you to confirm or explain the values that you entered. Some error messages are fatal and will require you to contact the IPEDS Help Desk at (877) 225-2568 for resolution.

- Context Boxes

You will find optional text boxes throughout SFA. Context boxes allow you to provide more information about the data you enter. Some of these context boxes may be made available to the public on College Navigator, so make sure that the information you enter can be understood easily by students, parents, and the general public.

Changes to reporting for 2021-22:

There is a new FAQ about reporting financial aid awards for students who attend in the summer.

Resources:

- To download the survey materials for this component: [Survey Materials](#)
- To access your prior year data submission for this component: [Reported Data](#)

If you have questions about completing this survey, please contact the IPEDS Help Desk at 1-877-225-2568.

Institution: Northland Pioneer College (105349)


User ID: P1053491

Section 1: Part A

Part A - Establish Your Groups

Reporting Reminders:

- Part A establishes the number of students in various groups. Note that the numbers on this screen will be carried forward to other parts of the Student Financial Aid component.
- In the fields below, report the number of students in each of the following groups.

		 Fall 2020	YOUR PRIOR YEAR DATA
			Fall 2019
01	Group 1 All <u>undergraduate</u> students	<input type="text" value="2,700"/>	3,008
02	Group 2 Of those in Group 1, those who are <u>full-time</u> , <u>first-time</u> degree/certificate-seeking	<input checked="" type="checkbox"/> <input type="text" value="24"/>	40
02a	Of those in Group 2, those who were awarded any <u>Federal Work Study</u> , <u>loans to students</u> , or grant or scholarship aid from the federal government, state/local government, the institution, or other sources known to the institution	<input type="text" value="24"/>	32
02b	Of those in Group 2, those who were awarded any <u>loans to students</u> or grant or scholarship aid from the federal government, state/local government, or the institution	<input type="text" value="24"/>	32
03	Group 3 Of those in Group 2, those who paid the in-state or in-district tuition rate and who were awarded grant or scholarship aid from the federal government, state/local government, or the institution	<input type="text" value="23"/>	32
04	Group 4 Of those in Group 2, those who paid the in-state or in-district tuition rate and who were awarded any <u>Title IV federal student aid</u>	<input type="text" value="17"/>	32

Institution: Northland Pioneer College (105349)

User ID: P1053491

Section 1: Part B

Part B - Enter Information About Group 1

Reporting Reminders:


- Group 1 students are **ALL undergraduate** students (including first-time students) enrolled in Fall 2020.
- For this part, report:

For These Students	The Following Type(s) of Aid	Awarded in This Period
<ul style="list-style-type: none"> All undergraduate students enrolled in Fall 2020 	<ul style="list-style-type: none"> Grant or scholarship aid from: <ul style="list-style-type: none"> federal government state/local government the institution other sources known to the institution Loans to students from: <ul style="list-style-type: none"> the federal government 	<ul style="list-style-type: none"> Any time during academic year 2020-21

- In the fields below, report the number of Group 1 students and the total amount of aid awarded to these students for each type of aid.

Information from Part A	Fall 2020
Group 1: All undergraduate students (This number is carried forward from Part A, Line 01.)	2,700

Aid Type	2020-21			
	Number of Group 1 students who were awarded aid	Percentage of Group 1 students who were awarded aid	Total amount of aid awarded to Group 1 students	Average amount of aid awarded to Group 1 students
01 Grant or scholarship aid from the federal government, state/local government, the institution, and other sources known to the institution (Do NOT include federal student loans)	<input type="text" value="2,692"/>	100	<input type="text" value="4,600,172"/>	1,709
02 <u>Pell Grants</u>	<input type="text" value="413"/>	15	<input type="text" value="1,542,083"/>	3,734
03 Federal student loans	<input checked="" type="checkbox"/> <input type="text" value="0"/>	0	<input type="text" value="0"/>	

 You may use the box below to provide additional context for the data you have reported above. Context notes will be posted on the College Navigator website. Therefore, you should write all context notes using proper grammar (e.g., complete sentences with punctuation) and common language that can be easily understood by students and parents (e.g., spell out acronyms).

Non-applicable 

Institution: Northland Pioneer College (105349)

User ID: P1053491

Section 1: Part C, Page 1

Part C, Page 1 - Enter Information about Group 2

Reporting Reminders:

- Group 2 students are all full-time, first-time degree/certificate-seeking undergraduate students enrolled in Fall 2020.
- In the fields below, report the number of Group 2 students paying in-district, in-state, and out-of-state tuition rates. If your institution does not offer different rates, report all students as paying in-state tuition rates.

Information from Part A	Fall 2020
Group 2: Full-time, first-time degree/certificate-seeking undergraduates (This number is carried forward from Part A, Line 02)	24

Group 2 students:					YOUR PRIOR YEAR DATA
			Fall 2020		Fall 2019
			Number of Group 2 students	Percentage of Group 2 students	Percentage of Group 2 students
01	01a	<u>paying in-district tuition rates</u>	<input type="text" value="0"/>	0	0
	01b	<u>paying in-state tuition rates</u>	<input type="text" value="23"/>	96	100
	01c	<u>paying out-of-state tuition rates</u>	<input type="text" value="1"/>	4	0
	01d	Unknown (calculated value) This value is calculated using the following formula: [A02-(C01a+C01b+C01c)]	0	0	0

Institution: Northland Pioneer College (105349)

User ID: P1053491

Section 1: Part C, Page 2

Part C, Page 2 - Enter Information about Group 2

Reporting Reminders:

- Part C includes financial aid information about Group 2. Group 2 students are all full-time, first-time degree/certificate-seeking undergraduate students enrolled in Fall 2020.
- For this part, report:

For These Students	The Following Type(s) of Aid	Awarded in This Period
<ul style="list-style-type: none"> Full-time, first-time degree/certificate-seeking undergraduate students enrolled in Fall 2020 	<ul style="list-style-type: none"> Grant or scholarship aid from: <ul style="list-style-type: none"> federal government state/local government the institution Loans to students from: <ul style="list-style-type: none"> the federal government other sources, including private or other loans Do not include: <ul style="list-style-type: none"> grant or scholarship aid from private or other sources PLUS loans or loans made to anyone other than the student 	<ul style="list-style-type: none"> Any time during academic year 2020-21 For program reporters, this is the aid year period from July 1, 2020 through June 30, 2021.


- In the fields below, report the number of Group 2 students and the total amount of aid awarded to these students for each type of aid. Enter unduplicated student counts within a category (e.g., Pell Grants). However, a student can appear in more than one aid category.

Information from Part A	Fall 2020
Group 2: Full-time, first-time degree/certificate-seeking undergraduates (This number is carried forward from Part A, Line 02)	24
Group 2a: (This number is carried forward from Part A, Line 02a) <ul style="list-style-type: none"> Of those in Group 2, those who were awarded: <ul style="list-style-type: none"> Federal Work Study Loans to students Grant or scholarship aid from the federal government, state/local government, or the institution Other sources known to the institution 	24

Group 2b (This number is carried forward from Part A, Line 02b) <ul style="list-style-type: none"> Of those in Group 2, those who were awarded: <ul style="list-style-type: none"> Loans to students Grant or scholarship aid from the federal government, state/local government, or the institution 	24
Group 3 (This number is carried forward from Part A, Line 03) <ul style="list-style-type: none"> Of those in Group 2, those who Paid the in-state or in-district tuition rate and were awarded: <ul style="list-style-type: none"> Grant or scholarship aid from the federal government, state/local government, or the institution 	23

Aid Type						YOUR PRIOR YEAR DATA
		Fall 2020				Fall 2019
		Number of Group 2 students who were awarded aid	Percentage of Group 2 students who were awarded aid	Total amount of aid awarded to Group 2 students	Average amount of aid awarded to Group 2 students	Average amount of aid awarded to Group 2 students
01	Grants or scholarships from the federal government, state/local government, or the institution	<input type="text" value="24"/>	100	145,325	<input checked="" type="checkbox"/> 6,055	5,118
02	<u>Federal grants</u>	<input type="text" value="17"/>	71	114,572	<input checked="" type="checkbox"/> 6,740	4,722
	02a <u>Pell Grants</u>	<input type="text" value="17"/>	71	<input type="text" value="89,227"/>	<input checked="" type="checkbox"/> 5,249	4,522
	02b <u>Other federal grants</u>	<input type="text" value="13"/>	54	<input type="text" value="25,345"/>	<input checked="" type="checkbox"/> 1,950	399
03	<u>State/local government grants or scholarships</u> (includes <u>fellowships</u> /tuition waivers/exemptions)	<input type="text" value="8"/>	33	<input type="text" value="3,900"/>	<input checked="" type="checkbox"/> 488	1,262
04	<u>Institutional grants or scholarships</u> (includes <u>fellowships</u> /tuition waivers/exemptions)	<input type="text" value="24"/>	100	<input type="text" value="26,853"/>	<input checked="" type="checkbox"/> 1,119	637
05	<u>Loans to students</u>	<input type="text" value="0"/>	0	0		
	05a <u>Federal loans</u>	<input type="text" value="0"/>	0	<input type="text" value="0"/>		

05b	Other loans (including private loans)	<input type="text" value="0"/>	0	<input type="text" value="0"/>		
-----	---------------------------------------	--------------------------------	---	--------------------------------	--	--

 You may use the box below to provide additional context for the data you have reported above. Context notes will be posted on the College Navigator website. Therefore, you should write all context notes using proper grammar (e.g., complete sentences with punctuation) and common language that can be easily understood by students and parents (e.g., spell out acronyms).

Non-applicable 

Institution: Northland Pioneer College (105349)

User ID: P1053491

Section 1: Comparison Chart

Comparison Chart

Reporting Reminders:

- Based on the information reported on the previous screens for Group 1 (all undergraduates) and Group 2 (full-time, first-time degree/certificate-seeking undergraduates), this comparison chart seeks to help institutions check their reported data. Assuming that the information on Groups 1 and 2 is correct, then the calculated fields for 'All Other Undergraduates' should be the balance (Group 1 minus Group 2). If the balance does not check with your institution's calculations, please correct your reported numbers for Groups 1 and 2 before moving forward with the completion of the SFA survey component.

Note:

- Data for the 'All Other Undergraduates' will appear in the IPEDS Data Center for data users, but not in College Navigator.

		Number of students	Pell grants	Federal Student Loans
01	Group 1 (all undergraduates)	2,700		
02	Number of students who were awarded aid		413	0
03	Percentage who were awarded aid		15	0
04	Total amount of aid awarded		1,542,083	0
05	Average amount of aid awarded		3,734	
06	Group 2 (Full-time, first-time undergraduates)	24		
07	Number of students who were awarded aid		17	0
08	Percentage who were awarded aid		71	0
09	Total amount of aid awarded		89,227	0
10	Average amount of aid awarded		5,249	
11	All other undergraduates (Line 01 - Line 06)	2,676		
12	Number of students who were awarded aid (Line 02 - Line 07)		396	0
13	Percentage who were awarded aid (Line 12 / Line 11)		15	0

14	Total amount of aid awarded (Line 04 - Line 09)		1,452,856	0
15	Average amount of aid awarded (Line 14 / Line 12)		3,669	

Institution: Northland Pioneer College (105349)


User ID: P1053491

Section 1: Cost of Attendance

Cost of attendance for full-time, first-time undergraduate students

Reporting Reminders:

- Please enter the amounts requested below. These data will be made available to the public on College Navigator. If your institution participates in any Title IV programs (Pell, Stafford, etc.), you must complete all information.
- **Estimates of expenses for books and supplies, room and board, and other expenses are those from the Cost of Attendance report used by the financial aid office in determining financial need. Please talk to your financial aid office to get these numbers to ensure that you are reporting correctly.**
- **These numbers are carried forward from Institutional Characteristics and should only be changed if an error was made in the reporting.**

Charges for full academic year	2018-19	2019-20	2020-21
Published <u>tuition</u> and <u>required fees</u> :			
<u>In-district</u>			
Tuition	1,776	1,900	1,948
Required fees	480	480	480
Tuition + fees total	2,256	2,380	2,428
<u>In-state</u>			
Tuition	1,776	1,900	1,948
Required fees	480	480	480
Tuition + fees total	2,256	2,380	2,428
<u>Out-of-state</u>			
Tuition	8,520	8,880	9,371
Required fees	480	480	480
Tuition + fees total	9,000	9,360	9,851
 <u>Books and supplies</u>	1,400	1,400	1,400

<u>Off-campus (not with family):</u>			
<u>Room and board</u>	8,076	8,076	8,076
<u>Other expenses</u>	5,500	5,500	5,500
Room and board and other expenses	13,576	13,576	13,576
i <u>Off-campus (with family):</u>			
<u>Other expenses</u>	5,500	5,500	5,500

Institution: Northland Pioneer College (105349)

User ID: P1053491

Section 1: Part D

Part D - Enter Information about Group 3

Reporting Reminders:

- Group 3 students are all full-time, first-time degree/certificate-seeking undergraduate students enrolled in Fall 2020 who paid the in-state or in-district tuition rate and who were awarded grant or scholarship aid from the following sources: the federal government, state/local government, or the institution. The information you report in this part will be used in Part F to calculate average institutional net price.
- For this part, report:

For These Students	The Following Type(s) of Aid	Awarded in This Period
<ul style="list-style-type: none"> • Full-time, first-time degree/certificate-seeking undergraduate students enrolled in Fall 2020 who paid the in-state or in-district tuition rate and who were awarded grant or scholarship aid from the following sources: the federal government, state/local government, or the institution • Do not include students who were awarded only grant or scholarship aid from private or other sources, or students who were awarded only non-grant aid 	<ul style="list-style-type: none"> • Grant or scholarship aid from: <ul style="list-style-type: none"> ◦ federal government ◦ state/local government ◦ the institution • Do not include grant or scholarship aid from private or other sources 	<ul style="list-style-type: none"> • Any time during academic year 2020-21

- In the fields below, report the number of Group 3 students with each type of living arrangement and the total amount of grant or scholarship aid from the federal government, state/local government, or the institution awarded to these students.

Information from Part A:		YOUR PRIOR YEAR DATA 2018-2019	YOUR PRIOR YEAR DATA 2019-2020	2020-2021
Group 3 Full-time, first-time degree/certificate-seeking undergraduate students who paid the in-state or in-district tuition rate and who were awarded grant or scholarship aid from the following sources: the federal government, state/local government, or the institution (This number is carried forward from Part A, Line 03)		25	32	23
01	Report the number of Group 3 students with the following living arrangements:	YOUR PRIOR YEAR DATA	YOUR PRIOR YEAR DATA	
		2018-19	2019-20	2020-21
01b	<u>Off-campus (with family).</u>	7	7	8

01c	<u>Off-campus (not with family).</u>	<input type="text" value="16"/>	<input type="text" value="25"/>	<input checked="" type="checkbox"/>	<input type="text" value="11"/>
01d	Unknown (calculated) This value is calculated using the following formula: [A03-(D01a+D01b+D01c)]	2	0		4
02	Report the total amount of grant or scholarship aid from the federal government, state/local government, or the institution awarded to Group 3 students	<input type="text" value="132,588"/>	<input type="text" value="163,782"/>		<input type="text" value="140,093"/>
03	Average grant or scholarship aid from the federal government, state/local government, or the institution awarded to Group 3 students (calculated value). This value is calculated using the following formula: [D02/A03]	5,304	5,118		6,091



The notes below provide context for the data you've reported above and **may** be posted on the College Navigator website.

Choose one option that best explains your data or choose "Non-applicable" if you do not wish to provide context notes. If none of the options provided explain your institution's data, then choose "Other" and write your own context notes. Therefore, you should write all context notes using proper grammar (e.g., complete sentences with punctuation) and common language that can be easily understood by students and parents (e.g., spell out acronyms).

Non-applicable ▼

Institution: Northland Pioneer College (105349)

User ID: P1053491

Section 1: Part E

Part E – Enter Information about Group 4

Reporting Reminders:

- Part E includes financial aid information about Group 4. undergraduate students enrolled in Fall 2020 who paid the in-state or in-district tuition rate and who were awarded any Title IV federal student aid, including federal grants or federal student loans. The information you report in this part will be used in Part G to calculate average institutional net price by income level.
- For this part, report:

For These Students	The Following Type(s) of Aid	Awarded in This Period
<ul style="list-style-type: none"> • Full-time, first-time degree/certificate-seeking undergraduate students enrolled in Fall 2020 who paid the in-state or in-district tuition rate and who were awarded any Title IV federal student aid 	<ul style="list-style-type: none"> • Grant or scholarship aid from: <ul style="list-style-type: none"> ◦ federal government ◦ state/local government ◦ the institution • Do not include: <ul style="list-style-type: none"> ◦ grant or scholarship aid from private or other sources ◦ loan amounts ◦ Federal Work Study amounts 	<ul style="list-style-type: none"> • Any time during academic year 2020-21

- In the fields below, report the number of Group 4 students with each type of living arrangement and the total amount of grant or scholarship aid from the federal government, state/local government, or the institution awarded to these students by income level.

Information from Part A:		2018-19	2019-20	2020-21
Group 4 Full-time, first-time degree/certificate-seeking undergraduate students who paid the in-state or in-district tuition rate and who were awarded any Title IV federal student aid (This number is carried forward from Part A, Line 04)		20	32	17
01	Report the number of Group 4 students with the following living arrangements:	YOUR PRIOR YEAR DATA	YOUR PRIOR YEAR DATA	
		2018-19	2019-20	2020-21
01b	<u>Off-campus (with family).</u>	5	7	7
01c	<u>Off-campus (not with family).</u>	15	25	<input checked="" type="checkbox"/> 10


01d	Unknown (calculated) This value is calculated using the formula: [A04-(E01a+E01b+E01c)]	0	0	0
-----	--	---	---	---

		Number of students who were awarded any Title IV aid (Group 4)	Of those in Column 1, the number who were awarded any grant or scholarship aid from the following sources: the federal government, state/local government, or the institution	Of those in Column 1, the total amount of grant or scholarship aid awarded from the following sources: the federal government, state/local government, or the institution	i Average amount of federal, state/local, and institutional grant or scholarship aid awarded to Group 4 students
2018-19					
		Col. 1	Col. 2	Col. 3	Col. 4
02	Income level				
	02a	\$0-30,000	<input type="text" value="14"/>	<input type="text" value="14"/>	<input type="text" value="90,155"/> <input checked="" type="checkbox"/> 6,440
	02b	\$30,001-48,000	<input type="text" value="4"/>	<input type="text" value="4"/>	<input type="text" value="31,041"/> 7,760
	02c	\$48,001-75,000	<input type="text" value="2"/>	<input type="text" value="2"/>	<input type="text" value="8,090"/> 4,045
	02d	\$75,001-110,000	<input type="text" value="0"/>	<input type="text" value="0"/>	<input type="text" value="0"/>
	02e	\$110,001 and more	<input type="text" value="0"/>	<input type="text" value="0"/>	<input type="text" value="0"/>
	02f	Total all income levels	20	20	129,286 6,464

2019-20					
		Col. 1	Col. 2	Col. 3	Col. 4
03	Income level				
	03a	\$0-30,000	<input type="text" value="24"/>	<input type="text" value="24"/>	<input type="text" value="134,106"/> 5,588
	03b	\$30,001-48,000	<input type="text" value="4"/>	<input type="text" value="4"/>	<input type="text" value="14,478"/> <input checked="" type="checkbox"/> 3,620
	03c	\$48,001-75,000	<input type="text" value="3"/>	<input type="text" value="3"/>	<input type="text" value="14,168"/> 4,723
	03d	\$75,001-110,000	<input type="text" value="1"/>	<input type="text" value="1"/>	<input type="text" value="1,030"/> 1,030

03e	\$110,001 and more	<input type="text" value="0"/>	<input type="text" value="0"/>	<input type="text" value="0"/>	
03f	Total all income levels	<input checked="" type="checkbox"/> 32	<input checked="" type="checkbox"/> 32	<input checked="" type="checkbox"/> 163,782	5,118

2020-21					
		Col. 1	Col. 2	Col. 3	Col. 4
04	i Income level				
04a	\$0-30,000	<input type="text" value="12"/>	<input type="text" value="12"/>	<input type="text" value="96,868"/>	8,072
04b	\$30,001-48,000	<input type="text" value="5"/>	<input type="text" value="5"/>	<input type="text" value="38,389"/>	7,678
04c	\$48,001-75,000	<input type="text" value="0"/>	<input type="text" value="0"/>	<input type="text" value="0"/>	
04d	\$75,001-110,000	<input type="text" value="0"/>	<input type="text" value="0"/>	<input type="text" value="0"/>	
04e	\$110,001 and more	<input type="text" value="0"/>	<input type="text" value="0"/>	<input type="text" value="0"/>	
04f	Total all income levels	<input checked="" type="checkbox"/> 17	<input checked="" type="checkbox"/> 17	135,257	7,956

 The notes below provide context for the data you've reported above and **may** be posted on the College Navigator website. Choose one option that best explains your data or choose "Non-applicable" if you do not wish to provide context notes. If none of the options provided explain your institution's data, then choose "Other" and write your own context notes. Therefore, you should write all context notes using proper grammar (e.g., complete sentences with punctuation) and common language that can be easily understood by students and parents (e.g., spell out acronyms).

Non-applicable 

Institution: Northland Pioneer College (105349)

User ID: P1053491

Section 1: Part F


Part F – Net Price Calculation for Group 3

Note:

- The following net price calculation is based on information that your institution reported in the Institutional Characteristics component and the Student Financial Aid component. For more information about the data your institution reported in the Institutional Characteristics component, please contact your institution's IPEDS Keyholder.

Components of cost of attendance		YOUR PRIOR YEAR DATA	YOUR PRIOR YEAR DATA	2020-21
		2018-19	2019-20	
01	Published <u>tuition</u> and <u>required fees</u> (lower of in-district or in-state)	2,256	2,380	2,428
02	<u>Books and supplies</u>	1,400	1,400	1,400
03	<u>Room and board</u> and <u>other expenses</u> by living arrangement			
	03b <u>Off-campus (with family)</u>	5,500	5,500	5,500
	03c <u>Off-campus (not with family)</u>	13,576	13,576	13,576
04	Number of Group 3 students by living arrangement			
	04b <u>Off-campus (with family)</u>	7	7	8
	04c <u>Off-campus (not with family)</u>	16	25	11
	04d Unknown	2	0	4
05	Weighted average for room and board and other expenses by living arrangement (excluding unknown values) See instructions for the formula for this calculation	11,118	11,809	10,176
06	Total cost of attendance This value is calculated using the following formula: [F01+F02+F05]	14,774	15,589	14,004
07	Average amount of grant or scholarship aid awarded to Group 3 students from the following sources: the federal government, state/local government, and the institution	5,304	5,118	6,091
08	Average institutional <u>net price</u> for Group 3 students This value is calculated using the following formula: [F06-F07]	9,470	10,471	7,913

As required by the *Higher Education Act, as amended (2008)*, these amounts will be posted on the U.S. Department of Education's College Navigator website and used in the U.S. Department of Education's College Affordability and Transparency Lists.

 The notes below provide context for the data you've reported above and **may** be posted on the College Navigator website. Choose one option that best explains your data or choose "Non-applicable" if you do not wish to provide context notes. If none of the options provided explain your institution's data, then choose "Other" and write your own context notes. Therefore, you should write all context notes using proper grammar (e.g., complete sentences with punctuation) and common language that can be easily understood by students and parents (e.g., spell out acronyms).

Non-applicable 

Institution: Northland Pioneer College (105349)

User ID: P1053491

Section 1: Part G

Part G – Net Price Calculation for Group 4


Note:

- The following net price calculation is based on information that your institution reported in the Institutional Characteristics component and the Student Financial Aid component. For more information about the data your institution reported in the Institutional Characteristics component, please contact your institution's IPEDS Keyholder.

Components of cost of attendance		YOUR PRIOR YEAR DATA	YOUR PRIOR YEAR DATA	2020-21
		2018-19	2019-20	
01	Published <u>tuition</u> and <u>required fees</u> (lower of in-district or in-state)	2,256	2,380	2,428
02	<u>Books and supplies</u>	1,400	1,400	1,400
03	<u>Room and board</u> and <u>other expenses</u> by living arrangement			
	03b <u>Off-campus (with family)</u>	5,500	5,500	5,500
	03c <u>Off-campus (not with family)</u>	13,576	13,576	13,576
04	Number of Group 4 students by living arrangement			
	04b <u>Off-campus (with family)</u>	5	7	7
	04c <u>Off-campus (not with family)</u>	15	25	10
	04d Unknown	0	0	0
05	Weighted average for room and board and other expenses by living arrangement (excluding unknown values) See instructions for the formula for this calculation	11,557	11,809	10,251
06	Total cost of attendance by income level This value is calculated using the following formula: [G01+G02+G05]	15,213	15,589	14,079
07	Average amount of grant or scholarship aid awarded to Group 4 students from the following sources: the federal government, state/local government, and the institution	6,464	5,118	7,956
	07a \$0-30,000	6,440	5,588	8,072

	07b	\$30,001-48,000	7,760	3,620	7,678
	07c	\$48,001-75,000	4,045	4,723	
	07d	\$75,001-110,000		1,030	
	07e	\$110,001 and more			
08	Average institutional <u>net price</u> for Group 4 students This value is calculated using the following formula: [G06-G07]				
	08a	\$0-30,000	8,773	10,001	6,007
	08b	\$30,001-48,000	7,453	11,969	6,401
	08c	\$48,001-75,000	11,168	10,866	
	08d	\$75,001-110,000		14,559	
	08e	\$110,001 and more			

As required by the *Higher Education Act, as amended (2008)*, these amounts will be posted on the U.S. Department of Education's College Navigator website.

 The notes below provide context for the data you've reported above and **may** be posted on the College Navigator website. Choose one option that best explains your data or choose "Non-applicable" if you do not wish to provide context notes. If none of the options provided explain your institution's data, then choose "Other" and write your own context notes. Therefore, you should write all context notes using proper grammar (e.g., complete sentences with punctuation) and common language that can be easily understood by students and parents (e.g., spell out acronyms).

Non-applicable 

Institution: Northland Pioneer College (105349)

User ID: P1053491

Section 2: Military Servicemembers and Veteran's Benefits - Undergraduate Only**Section 2: Military Servicemembers and Veteran's Benefits**

Important Note:

- Report for **Post-9/11 GI Bill Benefits**: July 1, 2020 - June 30, 2021.
- Report for **Department of Defense Tuition Assistance Program**: October 1, 2020 - September 30, 2021

Reporting Reminders:

- Report the total number of student recipients and the total dollar amounts for each program.
- Student recipients can also include eligible dependents.
- Consult with your campus certifying official, who may not be in the student financial aid office.
- For Post-9/11 GI Bill Benefits, do not include the matching institutional aid provided through the Yellow Ribbon Program if your institution participated.
- Information reported to IPEDS is only what is known to the institution.
- Enter zero (0) if your institution did not have beneficiaries for a program. Please do not leave a cell blank.

Type of benefit/assistance	Number of students receiving benefits/assistance	Total dollar amount of benefits/assistance disbursed through the institution	Average dollar amount of benefits/assistance disbursed through the institution	YOUR PRIOR YEAR DATA
				Average dollar amount of benefits/assistance disbursed through the institution
Undergraduate students				
<u>Post-9/11 GI Bill Benefits</u>	24	21,380	<input checked="" type="checkbox"/> 891	3,089
<u>Department of Defense Tuition Assistance Program</u>	0	0		

Institution: Northland Pioneer College (105349)

User ID: P1053491

Prepared by

Prepared by

Reporting Reminders:

- The name of the preparer is being collected so that we can follow up with the appropriate person in the event that there are questions concerning the data.
- The Keyholder will be copied on all email correspondence to other preparers.
- The time it took to prepare this component is being collected so that we can continue to improve our estimate of the reporting burden associated with IPEDS.
- Please include in your estimate the time it took for you to review instructions, query and search data sources, complete and review the component, and submit the data through the Data Collection System.
- Thank you for your assistance.

This survey component was prepared by:

<input type="radio"/>	Keyholder	<input checked="" type="radio"/>	SFA Contact	<input type="radio"/>	HR Contact
<input type="radio"/>	Finance Contact	<input type="radio"/>	Academic Library Contact	<input type="radio"/>	Other

Name:

Email:

How many staff from your institution only were involved in the data collection and reporting process of this survey component?

Number of Staff (including yourself)

How many hours did you and others from your institution only spend on each of the steps below when responding to this survey component?
Exclude the hours spent collecting data for state and other reporting purposes.

Staff member	Collecting Data Needed	Revising Data to Match IPEDS Requirements	Entering Data	Revising and Locking Data
Your office	<input type="text" value="23.00"/> hours	<input type="text" value="3.00"/> hours	<input type="text" value="1.00"/> hours	<input type="text" value="1.00"/> hours
Other offices	<input type="text" value="6.00"/> hours	<input type="text"/> hours	<input type="text"/> hours	<input type="text"/> hours

Institution: Northland Pioneer College (105349)

User ID: P1053491

Summary

IPEDS Student Financial Aid (SFA) Survey Summary

IPEDS collects important information regarding your institution. All data reported in IPEDS survey components become available in the IPEDS Data Center and appear as aggregated data in various Department of Education reports. Additionally, some of the reported data appears specifically for your institution through the College Navigator website and is included in your institution's Data Feedback Report (DFR). The purpose of this summary is to provide you an opportunity to view some of the data that, when accepted through the IPEDS quality control process, will appear on the College Navigator website and/or your DFR. College Navigator is updated approximately three months after the data collection period closes and Data Feedback Reports will be available through the [Data Center](#) and sent to your institution's CEO in November 2021.

Please review your data for accuracy. If you have questions about the data displayed below after reviewing the data reported on the survey screens, please contact the IPEDS Help Desk at: 1-877-225-2568 or ipedshelp@rti.org.

Total grant aid awarded to all undergraduate students		\$4,600,172
Number of undergraduate students who were awarded a Pell Grant		413
Percentage of FTFT students who were awarded any financial aid		100%
	Percentage of FTFT students who were awarded grant aid by type	Average amount of grant aid awarded by type
Total	100%	\$6,055
Federal Government	71%	\$6,740
Pell	71%	\$5,249
Other Federal	54%	\$1,950
State/Local Government	33%	\$488
Institutional	100%	\$1,119
	Percentage of FTFT students who were awarded and accepted loans by type	Average amount of loans awarded and accepted by type
Total	0%	N/A
Federal	0%	N/A
Non-federal	0%	N/A

Average net price for FTFT students who were awarded grant aid	\$7,913
Average net price for FTFT students who were awarded Title IV federal student aid	
\$0 – 30,000	\$6,007
\$30,001 – 48,000	\$6,401
\$48,001 – 75,000	N/A
\$75,001 – 110,000	N/A
\$110,001 and more	N/A

Military Service members and Veteran's Benefits

	Number of students receiving benefits/assistance	Total dollar amount of benefits/assistance awarded through the institution
Post-9/11 GI Bill Benefits		
Undergraduate students	24	\$21,380
Department of Defense Tuition Assistance Program		
Undergraduate students	0	N/A

Institution: Northland Pioneer College (105349)

User ID: P1053491

Edit Report

Student Financial Aid

Source	Description	Severity	Resolved	Options
Screen: Part A - Establish your groups				
Screen Entry	The number entered is outside the expected range of between 28 and 52 when compared with the prior year value. Please correct your data or explain. (Error #7121)	Explanation	Yes	
Reason	Due to NPC having a small student cohort and the effects of the pandemic we had a significant reduction in student enrollment for Fall 2020.			
Screen: Part B - Enter Information about Group 1				
Screen Entry	The number of Group 1 students who were awarded federal student loans reported in Part B (line 03) means that less than 5% of all undergraduate were awarded this type of aid. Please correct your data or explain. (Error #7337)	Explanation	Yes	
Reason	NPC does not participate in the Student Federal Direct Loan program.			
Related Screens	Part A - Establish your groups, Part B - Enter Information about Group 1			
Screen: Part C, Page 2 - Enter Information about Group 2				
Screen Entry	The average amount of this type of aid awarded to Group 2 students is outside the expected range of between 350 and 924 when compared with the prior year value. Please check the number of students and the total amount of aid awarded to these students, and correct or explain the discrepant values. (Error #7147)	Explanation	Yes	
Reason	Additional aid awarded due to COVID.			
Screen Entry	The average amount of this type of aid awarded to Group 2 students is outside the expected range of between 4,235 and 4,809 when compared with the prior year value. Please check the number of students and the total amount of aid awarded to these students, and correct or explain the discrepant values. (Error #7147)	Explanation	Yes	

Reason	Based on variability that can be found when comparing such small year over year population samples.			
Screen Entry	The average amount of this type of aid awarded to Group 2 students is outside the expected range of between 112 and 686 when compared with the prior year value. Please check the number of students and the total amount of aid awarded to these students, and correct or explain the discrepant values. (Error #7147)	Explanation	Yes	
Reason	Additional aid awarded due to COVID.			
Screen Entry	The average amount of this type of aid awarded to Group 2 students is outside the expected range of between 4,435 and 5,009 when compared with the prior year value. Please check the number of students and the total amount of aid awarded to these students, and correct or explain the discrepant values. (Error #7147)	Explanation	Yes	
Reason	Additional aid awarded due to COVID.			
Screen Entry	The average amount of this type of aid awarded to Group 2 students is outside the expected range of between 975 and 1,549 when compared with the prior year value. Please check the number of students and the total amount of aid awarded to these students, and correct or explain the discrepant values. (Error #7147)	Explanation	Yes	
Reason	Based on variability that can be found when comparing such small year over year population samples.			
Screen Entry	The average amount of this type of aid awarded to Group 2 students is outside the expected range of between 4,831 and 5,405 when compared with the prior year value. Please check the number of students and the total amount of aid awarded to these students, and correct or explain the discrepant values. (Error #7147)	Explanation	Yes	
Reason	Additional aid awarded due to COVID.			
Screen: Part D - Enter Information about Group 3				
Screen Entry	The number entered is outside the expected range of between 18 and 32 when compared with the prior year value. Please correct your data or explain. (Error #7169)	Explanation	Yes	
Reason	Reduction in enrollment due to COVID in conjunction with variability found when comparing such small year over year sample sizes.			
Screen: Part E - Enter Information about Group 4				
Screen Entry	The number entered is outside the expected range of between 18 and 32 when compared with the prior year value. Please correct your data or explain. (Error #7169)	Explanation	Yes	

Reason	Due to NPC having a small student cohort and the effects of the pandemic we had a significant reduction in student enrollment for Fall 2020.			
Screen Entry	The total number of Group 4 students who were awarded any Title IV aid across all income levels is outside the expected range of between 24 and 40 based on the prior year value. Please correct your data or explain. (Error #7333)	Explanation	Yes	
Reason	Due to NPC having a small student cohort and the effects of the pandemic we had a significant reduction in student enrollment for Fall 2020.			
Screen Entry	The calculated average amount of grant or scholarship aid awarded to Group 4 students from the federal government, state/local government, or the institution for this income level is smaller than expected in comparison with the other income levels. Please check the values reported for the number of these students who were awarded any Title IV aid (Col. 1) and the total amount of grant or scholarship aid awarded to them (Col. 3) and correct your data or explain the discrepancy. (Error #7317) This edit and explanation were retained from the prior year (for reference) and do not need to be re-explained in the current year edit report.	Explanation	Yes	
Reason	Small sample sizes such as this tend to have increased volatility from year to year.			
Screen Entry	The total number of Group 4 students who were awarded any Title IV aid across all income levels is outside the expected range of between 15 and 25 based on the prior year value. Please correct your data or explain. (Error #7333) This edit and explanation were retained from the prior year (for reference) and do not need to be re-explained in the current year edit report.	Explanation	Yes	
Reason	Small sample sizes such as this tend to have increased volatility from year to year.			
Screen Entry	The total amount of grant or scholarship aid awarded to Group 4 students from the federal government, state/local government, or the institution across all income levels is outside the expected range of between 96,965 and 161,607 based on the prior year value. Please correct your data or explain. (Error #7332) This edit and explanation were retained from the prior year (for reference) and do not need to be re-explained in the current year edit report.	Explanation	Yes	
Reason	Small sample sizes such as this tend to have increased volatility from year to year.			
Screen Entry	The total number of Group 4 students who were awarded any grant or scholarship aid from the federal government, state/local government, or the institution across all income levels is outside of the expected range of between 18 and 46 based on the prior year value. Please correct your data or explain. (Error #7334)	Explanation	Yes	

Reason	Due to NPC having a small student cohort and the effects of the pandemic we had a significant reduction in student enrollment for Fall 2020.			
Screen Entry	The total number of Group 4 students who were awarded any grant or scholarship aid from the federal government, state/local government, or the institution across all income levels is outside of the expected range of between 11 and 29 based on the prior year value. Please correct your data or explain. (Error #7334) This edit and explanation were retained from the prior year (for reference) and do not need to be re-explained in the current year edit report.	Explanation	Yes	
Reason	Small sample sizes such as this tend to have increased volatility from year to year.			
Screen Entry	The calculated average amount of grant or scholarship aid awarded to Group 4 students from the federal government, state/local government, or the institution for this income level is smaller than expected in comparison with the other income levels. Please check the values reported for the number of these students who were awarded any Title IV aid (Col. 1) and the total amount of grant or scholarship aid awarded to them (Col. 3) and correct your data or explain the discrepancy. (Error #7317) This edit and explanation were retained from the prior year (for reference) and do not need to be re-explained in the current year edit report.	Explanation	Yes	
Reason	As a community college we end up with a small cohort of students that meet the first-time definition required by IPEDS. In part, this is due to a large percentage of our students being dual enrollment high school students which, by definition, are excluded. This leaves us with such a small cohort size that the statistics are quite volatile.			
Screen: Military Servicemembers and Veteran's Benefits				
Screen Entry	This value is out of range compared to the prior year amount. Please correct your data or explain. (Error #7265)	Explanation	Yes	
Reason	A reduction in enrollment per student may be a factor in the avg. dollar per student disbursed.			

IPEDS 2021-22 Data Collection System

IPEDS HELP DESK (877) 225-2568 | ipedshelp@rti.org

OMB NO. 1850-0582 v.29 : Approval Expires 8/31/2022

User ID: P1053491

Graduation Rates 2021-22

Institution: Northland Pioneer College (105349)


User ID: P1053491

Overview

Graduation Rates Overview

Welcome to the IPEDS Graduation Rates (GR) survey component. The GR component collects data on the cohort of full-time, first-time degree/certificate-seeking undergraduate students and tracks their completion status at 150% of the normal time to complete all requirements of their program of study. This information is collected to assist institutions in complying with the requirements of the Student Right-to-Know Act.

Data Reporting Reminders

- Report data to accurately reflect the time period corresponding with the IPEDS survey component, even if such reporting is seemingly inconsistent with prior-year reporting. For example, if a summer term began later than usual due to Coronavirus Pandemic postponements, continue to report using the timeframes as defined in the IPEDS instructions. NCES expects that some data reported during the 2021-22 data collection year will vary from established prior trends due to the impacts of Coronavirus Pandemic. If an error edit is triggered even when submitting accurate data, please indicate in the corresponding context box or verbally to the Help Desk that the seemingly inconsistent data are accurate and reflect the effects of Coronavirus Pandemic.
- Once a student is in the cohort, they remain in the cohort, even if their status changes to part-time or they drop out or transfer out of the institution. However, adjustments can be made to the cohort for allowable exclusions, which include the death of a student, permanent disability, military deployment, or service on an official church mission or with a foreign aid service of the Federal government.
-  When reporting award levels for sub-baccalaureate certificates, determine program length by the number of credit or clock hours, NOT the academic year length in parentheses. The academic year length is meant only to provide context.

Changes to reporting for 2021-22:

There are no changes to this survey component.

Resources:

- The survey materials package for this component can be downloaded using the following link: [Survey Materials](#)
- To access your prior year data submission for this component: [Reported Data](#)

If you have questions about completing this survey, please contact the **IPEDS Help Desk at 1-877-225-2568**.

Institution: Northland Pioneer College (105349)

User ID: P1053491

Establishing cohort

Establishing cohorts

Based on your institution's response to the predominant calendar system question (B3) on the Institutional Characteristics Header survey component from the IPEDS Fall 2021 data collection,

your institution must report graduation rates data using a :

Fall Cohort

A fall cohort is used by institutions with standard academic terms (semester, trimester, quarter, 4-1-4). A full-year cohort is used by institutions offering primarily occupational/vocational programs and operating on a continuous basis.

Reporting Reminder:

- Report Hispanic/Latino individuals of any race as Hispanic/Latino
- Report race for non-Hispanic/Latino individuals only

Cohort of full-time, first-time degree/certificate-seeking undergraduate students

Please review the data in the initial cohort column and re-enter the cohort data making any necessary corrections for omissions, erroneous reporting, or where better information regarding race/ethnicity or gender is available. Institutions must continue to report using the new race/ethnicity categories. For information and assistance with this, please visit the [IPEDS Race/Ethnicity Information Center](#).

Men

Screen 1 of 5	Cohort year 2018	
	Initial cohort	Revised cohort
<u>Nonresident alien</u>	0	<input type="text" value="0"/>
<u>Hispanic/Latino</u>	5	<input type="text" value="5"/>
<u>American Indian or Alaska Native</u>	7	<input type="text" value="7"/>
<u>Asian</u>	0	<input type="text" value="0"/>
<u>Black or African American</u>	0	<input type="text" value="0"/>
<u>Native Hawaiian or Other Pacific Islander</u>	0	<input type="text" value="0"/>
<u>White</u>	2	<input type="text" value="2"/>
Two or more races	1	<input type="text" value="1"/>

<u>Race and ethnicity unknown</u>	0	<input type="text" value="0"/>
Total men	15	15

Women

Screen 1 of 5	<u>Cohort</u> year 2018	
	<u>Initial cohort</u>	<u>Revised cohort</u>
<u>Nonresident alien</u>	0	<input type="text" value="0"/>
<u>Hispanic/Latino</u>	0	<input type="text" value="0"/>
<u>American Indian or Alaska Native</u>	10	<input type="text" value="10"/>
<u>Asian</u>	0	<input type="text" value="0"/>
<u>Black or African American</u>	0	<input type="text" value="0"/>
<u>Native Hawaiian or Other Pacific Islander</u>	1	<input type="text" value="1"/>
<u>White</u>	6	<input type="text" value="6"/>
Two or more races	0	<input type="text" value="0"/>
<u>Race and ethnicity unknown</u>	0	<input type="text" value="0"/>
Total women	17	17
Total men + women	32	32

Institution: Northland Pioneer College (105349)

User ID: P1053491

Completers within 150%

Cohort of full-time, first-time degree/certificate-seeking undergraduate students

In the columns below, report the status of the 2018 cohort of full-time, first-time degree/certificate-seeking undergraduate students listed in Column 10. Those who completed their program within 150% of normal time as of August 31, 2021 should be reported in either Column 11 or 12, depending on the length of the program completed.

- Report Hispanic/Latino individuals of any race as Hispanic/Latino
- Report race for non-Hispanic/Latino individuals only

Men

Screen 2 of 5	Cohort year 2018			
	Cohort (Column 10)	Cohort students who completed their program within 150% of <u>normal time to completion</u>		Total completers within 150% (Column 29)
		ⓘ Completers of programs of less than 2 academic yrs (or equivalent) (Column 11)	ⓘ Completers of programs of at least 2 but less than 4 academic yrs (or equivalent) (Column 12)	
<u>Nonresident alien</u>	0	<input type="text" value="0"/>	<input type="text" value="0"/>	0
<u>Hispanic/Latino</u>	5	<input type="text" value="0"/>	<input type="text" value="0"/>	0
<u>American Indian or Alaska Native</u>	7	<input type="text" value="0"/>	<input type="text" value="0"/>	0
<u>Asian</u>	0	<input type="text" value="0"/>	<input type="text" value="0"/>	0
<u>Black or African American</u>	0	<input type="text" value="0"/>	<input type="text" value="0"/>	0
<u>Native Hawaiian or Other Pacific Islander</u>	0	<input type="text" value="0"/>	<input type="text" value="0"/>	0
<u>White</u>	2	<input type="text" value="0"/>	<input type="text" value="0"/>	0
Two or more races	1	<input type="text" value="0"/>	<input type="text" value="0"/>	0
<u>Race and ethnicity unknown</u>	0	<input type="text" value="0"/>	<input type="text" value="0"/>	0

Total men	15	0	0	0
------------------	-----------	----------	----------	----------

Women

Screen 2 of 5	<u>Cohort</u> year 2018			
	<u>Cohort</u>	Cohort students who completed their program within 150% of <u>normal time to completion</u>		Total completers <u>within 150%</u>
		i Completers of programs of less than 2 academic yrs (or equivalent)	i Completers of programs of at least 2 but less than 4 academic yrs (or equivalent)	
	(Column 10)	(Column 11)	(Column 12)	(Column 29)
<u>Nonresident alien</u>	0	<input type="text" value="0"/>	<input type="text" value="0"/>	0
<u>Hispanic/Latino</u>	0	<input type="text" value="0"/>	<input type="text" value="0"/>	0
<u>American Indian or Alaska Native</u>	10	<input type="text" value="1"/>	<input type="text" value="3"/>	4
<u>Asian</u>	0	<input type="text" value="0"/>	<input type="text" value="0"/>	0
<u>Black or African American</u>	0	<input type="text" value="0"/>	<input type="text" value="0"/>	0
<u>Native Hawaiian or Other Pacific Islander</u>	1	<input type="text" value="0"/>	<input type="text" value="1"/>	1
<u>White</u>	6	<input type="text" value="1"/>	<input type="text" value="1"/>	2
Two or more races	0	<input type="text" value="0"/>	<input type="text" value="0"/>	0
<u>Race and ethnicity unknown</u>	0	<input type="text" value="0"/>	<input type="text" value="0"/>	0
Total women	17	2	5	7
Total men + women	32	2	5	7

Institution: Northland Pioneer College (105349)

User ID: P1053491

Transfers/exclusions

- In the columns below, report the status of those students in the 2018 cohort of full-time, first-time degree/certificate-seeking undergraduate students listed in Column 10 who did not complete a program as of August 31, 2021.
- Report transfers-out who did not complete a program in Column 30. If the mission of your institution includes providing substantial preparation for students to enroll in another eligible institution WITHOUT having completed a program, you must report transfer-out data in Column 30. A school is required to report only on those students that the school knows have transferred to another eligible institution. A school must document that the student actually transferred. If it is not part of your mission, you may report transfer-out data if you wish.
- Report eligible exclusions from the cohort in Column 45. The ONLY allowable categories for this column are:
students who died or became permanently disabled
students who left school to serve in the armed forces (or have been called up to active duty)
students who left school to serve with a foreign aid service of the Federal Government
students who left school to serve on an official church mission
- Column 52 [No longer enrolled] will be calculated for you. This includes students who have dropped out as well as those who completed in greater than 150% of normal time.
- If you do not have any values to report in either Column 30, 45, or 51, you must enter at least one zero in a field on this screen to continue.

Cohort of full-time, first-time degree/certificate-seeking undergraduate students

- Report Hispanic/Latino individuals of any race as Hispanic/Latino
- Report race for non-Hispanic/Latino individuals only

Men

Screen 3 of 5	Cohort year 2018					
	Cohort	Total completers within 150%	Total transfer-out students	Total exclusions	Still enrolled	No longer enrolled
	(Column 10)	(Column 29)	(Column 30)	(Column 45)	(Column 51)	(Column 52)
<u>Nonresident alien</u>	0	0	<input type="text" value="0"/>	<input type="text" value="0"/>	<input type="text" value="0"/>	0
<u>Hispanic/Latino</u>	5	0	<input type="text" value="0"/>	<input type="text" value="0"/>	<input type="text" value="1"/>	4
<u>American Indian or Alaska Native</u>	7	0	<input type="text" value="0"/>	<input type="text" value="0"/>	<input type="text" value="3"/>	4
<u>Asian</u>	0	0	<input type="text" value="0"/>	<input type="text" value="0"/>	<input type="text" value="0"/>	0
<u>Black or African American</u>	0	0	<input type="text" value="0"/>	<input type="text" value="0"/>	<input type="text" value="0"/>	0

<u>Native Hawaiian or Other Pacific Islander</u>	0	0	<input type="text" value="0"/>	<input type="text" value="0"/>	<input type="text" value="0"/>	0
<u>White</u>	2	0	<input type="text" value="1"/>	<input type="text" value="0"/>	<input type="text" value="0"/>	1
Two or more races	1	0	<input type="text" value="0"/>	<input type="text" value="0"/>	<input type="text" value="0"/>	1
<u>Race and ethnicity unknown</u>	0	0	<input type="text" value="0"/>	<input type="text" value="0"/>	<input type="text" value="0"/>	0
Total men	15	0	1	0	4	10

Women

Screen 3 of 5	<u>Cohort</u> year 2018					
	Cohort	Total completers within 150%	Total <u>transfer-out</u> students	Total <u>exclusions</u>	Still enrolled	No longer enrolled
	(Column 10)	(Column 29)	(Column 30)	(Column 45)	(Column 51)	(Column 52)
<u>Nonresident alien</u>	0	0	<input type="text" value="0"/>	<input type="text" value="0"/>	<input type="text" value="0"/>	0
<u>Hispanic/Latino</u>	0	0	<input type="text" value="0"/>	<input type="text" value="0"/>	<input type="text" value="0"/>	0
<u>American Indian or Alaska Native</u>	10	4	<input type="text" value="0"/>	<input type="text" value="0"/>	<input type="text" value="1"/>	5
<u>Asian</u>	0	0	<input type="text" value="0"/>	<input type="text" value="0"/>	<input type="text" value="0"/>	0
<u>Black or African American</u>	0	0	<input type="text" value="0"/>	<input type="text" value="0"/>	<input type="text" value="0"/>	0
<u>Native Hawaiian or Other Pacific Islander</u>	1	1	<input type="text" value="0"/>	<input type="text" value="0"/>	<input type="text" value="0"/>	0
<u>White</u>	6	2	<input type="text" value="2"/>	<input type="text" value="0"/>	<input type="text" value="0"/>	2
Two or more races	0	0	<input type="text" value="0"/>	<input type="text" value="0"/>	<input type="text" value="0"/>	0
<u>Race and ethnicity unknown</u>	0	0	<input type="text" value="0"/>	<input type="text" value="0"/>	<input type="text" value="0"/>	0
Total women	17	7	2	0	1	7
Total men + women	32	7	3	0	5	17

Total in prior year (men and women)	70		10			
-------------------------------------	----	--	----	--	--	--

Institution: Northland Pioneer College (105349)

User ID: P1053491

Completers within 100%

- In the columns below, report the status of those students in the 2018 cohort of full-time, first-time degree/certificate-seeking undergraduate students who completed their program within 100% of normal time to completion.
- Those who completed their program within 100% of normal time should be reported in either Column 55 or 56, depending on the length of the program completed.

Cohort of full-time, first-time degree/certificate-seeking undergraduate students

Screen 4 of 5	Cohort year 2018				
	Revised cohort	Exclusions	Cohort students who completed their program within 100% of <u>normal time to completion</u>		Total completers within 100% (Column 55 + 56) (Column 57)
i Completers of programs of less than 2 academic yrs (or equivalent) (Column 55)			i Completers of programs of at least 2 but less than 4 academic yrs (or equivalent) (Column 56)		
Total men + women	32	0	<input type="text" value="2"/>	<input type="text" value="3"/>	5

Institution: Northland Pioneer College (105349)

User ID: P1053491

Pell recipients and recipients of a subsidized Direct Loan who did not receive a Pell Grant

For each subcohort, report the number of students in the cohort, total exclusions for the cohort, and the number of students that completed a certificate or degree within 150% of normal time to completion.

- Recipients of a Pell Grant and Recipients of a Direct Subsidized Loan that did not receive a Pell Grant are **mutually exclusive**, that is, if a student is in one cohort, they cannot be in the other cohort.
 - The total of these 2 subcohorts must be less than the full-time, first-time, degree/certificate-seeking cohort

Cohort of full-time, first-time degree/certificate-seeking undergraduate students

Screen 5 of 5		Cohort year 2018		
		Number of students in cohort (Column 10)	Total <u>exclusions</u> (Column 45)	<u>Number of students that completed within 150% of normal time to completion</u> (Column 29)
Full-time, first-time, degree/certificate-seeking cohort		32	0	7
	Recipients of a Pell Grant (within entering year)	<input type="text" value="20"/>	<input type="text" value="0"/>	<input type="text" value="6"/>
	Recipients of a Direct Subsidized Loan (Within entering year) that did not receive a Pell Grant	<input type="text" value="0"/>	<input type="text" value="0"/>	<input type="text" value="0"/>
	Did not receive either a Pell Grant or Direct Subsidized Loan (within entering year)	12	0	1

Institution: Northland Pioneer College (105349)

User ID: P1053491

Graduation and transfer-out rates

Calculation of graduation and transfer-out rates

Screen 1 of 2	Cohort year 2018	
	Graduation rate	Transfer-out rate
Overall Rates (will be displayed on College Navigator)	22	9
Men	0	7
Women	41	12


Do you wish to provide additional context notes?



No



Yes

 You may use the box below to provide additional context for the data you have reported above. Context notes will be posted on the College Navigator website. Therefore, you should write all context notes using proper grammar (e.g., complete sentences with punctuation) and common language that can be easily understood by students and parents (e.g., spell out acronyms).

Institution: Northland Pioneer College (105349)

User ID: P1053491

4-year average rates

4-year average rates

Screen 2 of 2

Men

	2015	2016	2017	2018	4-year Total
Adjusted cohort	23	37	32	15	107
Total <u>completers within 150%</u>	5	9	2	0	16
Total <u>transfer-out students</u>	1	3	6	1	11

Women

	2015	2016	2017	2018	4-year Total
Adjusted cohort	22	24	38	17	101
Total <u>completers within 150%</u>	4	2	4	7	17
Total <u>transfer-out students</u>	2	4	4	2	12

Total (men and women)

	2015	2016	2017	2018	4-year Total
Adjusted cohort	45	61	70	32	208
Total <u>completers within 150%</u>	9	11	6	7	33
Total <u>transfer-out students</u>	3	7	10	3	23
4-year average Student Right-to-Know Completion or Graduation Rate Calculation					16
(Total Completers within 150% / Adjusted Cohort)					

4-year average Student Right-to-Know Transfer-out Rate Calculation

11

(Total Transfer-out Students / Adjusted Cohort)

Institution: Northland Pioneer College (105349)

User ID: P1053491

Prepared by

Prepared by

Reporting Reminders:

- The name of the preparer is being collected so that we can follow up with the appropriate person in the event that there are questions concerning the data.
- The Keyholder will be copied on all email correspondence to other preparers.
- The time it took to prepare this component is being collected so that we can continue to improve our estimate of the reporting burden associated with IPEDS.
- Please include in your estimate the time it took for you to review instructions, query and search data sources, complete and review the component, and submit the data through the Data Collection System.
- Thank you for your assistance.

This survey component was prepared by:

<input checked="" type="radio"/>	Keyholder	<input type="radio"/>	SFA Contact	<input type="radio"/>	HR Contact
<input type="radio"/>	Finance Contact	<input type="radio"/>	Academic Library Contact	<input type="radio"/>	Other

Name:

Email:

How many staff from your institution only were involved in the data collection and reporting process of this survey component?

Number of Staff (including yourself)

How many hours did you and others from your institution only spend on each of the steps below when responding to this survey component?
Exclude the hours spent collecting data for state and other reporting purposes.

Staff member	Collecting Data Needed	Revising Data to Match IPEDS Requirements	Entering Data	Revising and Locking Data
Your office	<input type="text" value="3.50"/> hours	<input type="text" value="0.00"/> hours	<input type="text" value="0.75"/> hours	<input type="text" value="0.00"/> hours
Other offices	<input type="text" value="0.00"/> hours	<input type="text" value="0.00"/> hours	<input type="text" value="0.00"/> hours	<input type="text" value="0.00"/> hours

Institution: Northland Pioneer College (105349)

User ID: P1053491

Summary

2021 IPEDS Graduation Rate Component Data Summary

IPEDS collects important information regarding your institution. All data reported in IPEDS survey components become available in the IPEDS Data Center and appear as aggregated data in various Department of Education reports. Additionally, some of the reported data appears specifically for your institution through the College Navigator website and is included in your institution's Data Feedback Report (DFR). The purpose of this summary is to provide you an opportunity to view some of the data that, when accepted through the IPEDS quality control process, will appear on the College Navigator website and/or your DFR. College Navigator is updated approximately three months after the data collection period closes and Data Feedback Reports will be available through the [Data Center](#) and sent to your institution's CEO in November 2021.

Please review your data for accuracy. If you have questions about the data displayed below after reviewing the data reported on the survey screens, please contact the IPEDS Help Desk at: 1-877-225-2568 or ipedshelp@rti.org.

Overall Graduation Rate

Graduation Rate	22%
Total number of students in the Adjusted Cohort	32
Total number of completers within 150% of normal time	7

Overall Transfer-out Rate

Transfer-out Rate	9%
Total number of students in the Adjusted Cohort	32
Total number of transfers-out within 150% of normal time	3

Institution: Northland Pioneer College (105349)

User ID: P1053491

Edit Report

Graduation Rates

Source	Description	Severity	Resolved	Options
Global Edits				
Perform Edits	The calculated graduation rate based on the numbers entered this year (21.88) is outside the expected range when compared with the prior year graduation rate. The expected range is between 7 and 10. Please correct your data and click Perform Edits on the Surveys page to update the calculations; or provide an explanation if these data are correct. (Error #4404)	Explanation	Yes	
Reason	Small sample size causes volatility in the data.			
Related Screens	Establishing cohort, 2-year completers 150%, 2-year transfers/exclusions			

IPEDS 2021-22 Data Collection System

IPEDS HELP DESK (877) 225-2568 | ipedshelp@rti.org

OMB NO. 1850-0582 v.29 : Approval Expires 8/31/2022

User ID: P1053491

Graduation Rates 200 2021-22

Institution: Northland Pioneer College (105349)

User ID: P1053491

Overview

Graduation Rates 200 Overview

Welcome to the IPEDS Graduation Rates 200 (GR200) survey component. The GR200 component is a further extension of the traditional Graduation Rates (GR) component which carries forward 100% and 150% graduation rates data previously reported in the GR component and requests information on any additional completers and exclusions from the cohort between 151% and 200% of normal time for students to complete all requirements of their program of study. This information is collected to assist institutions with complying with the requirements of the Higher Education Act, as amended.

Data Reporting Reminders

- Report data to accurately reflect the time period corresponding with the IPEDS survey component, even if such reporting is seemingly inconsistent with prior-year reporting. For example, if a summer term began later than usual due to Coronavirus Pandemic postponements, continue to report using the timeframes as defined in the IPEDS instructions. NCES expects that some data reported during the 2021-22 data collection year will vary from established prior trends due to the impacts of Coronavirus Pandemic. If an error edit is triggered even when submitting accurate data, please indicate in the corresponding context box or verbally to the Help Desk that the seemingly inconsistent data are accurate and reflect the effects of Coronavirus Pandemic.
- The reporting of data for the 200% completion period is not cumulative. Respondents are ONLY asked to report data for the time period between 151% and 200% of normal time to completion.
- When reporting award levels for sub-baccalaureate certificates, determine program length by the number of credit or clock hours, NOT the academic year length in parentheses. The academic year length is meant only to provide context.

Changes to reporting for 2021-22:

There are no changes to this survey component.

Resources:

- The survey materials package for this component can be downloaded using the following link: [Survey Materials](#)
- To access your prior year data submission for this component: [Reported Data](#)

If you have questions about completing this survey, please contact the **IPEDS Help Desk at 1-877-225-2568**.

Institution: Northland Pioneer College (105349)

User ID: P1053491

Screening Question

Your institution reported to the GR survey component as having the following number of students who did not complete, but were still enrolled at your institution:

4

Do you have students to report who, 1) received an award between 151% and 200% of the normal time to complete OR are still enrolled as of 200% of normal time?

- No
 Yes

Institution: Northland Pioneer College (105349)


User ID: P1053491

Completers within 200%

For less than 4-year institutions, report on the 2017 cohort of full-time, first-time degree/certificate-seeking undergraduate students.

Information for this cohort was originally reported by your institution in the 2020-21 IPEDS Graduation Rates survey component. The data on lines 1-5 are preloaded based on the information provided.

			Graduation rates
1	<u>Revised cohort</u>	70	
2	<u>Exclusions</u> within 150%	0	
3	<u>Adjusted cohort</u> 150%	70	
4	Number of students in the cohort who completed a program within 100% of <u>normal time to completion</u>	3	4
5	Number of students in the cohort who completed a program within 150% of <u>normal time to completion</u>	6	9
6	Additional <u>exclusions</u> (between 151% and 200% of normal time)	<input type="text" value="0"/>	
7	<u>Adjusted cohort</u> 200% (line 3 - line 6)	70	
8	Number of students in the cohort who completed a program between 151% and 200% of <u>normal time to completion</u>	<input checked="" type="checkbox"/> <input type="text" value="0"/>	
9	Still enrolled as of 200% of <u>normal time to completion</u>	<input type="text" value="4"/>	
10	Total completers within 200% of normal time (line 5 + line 8)	6	9

 You may use the box below to provide additional context for the data you have reported above. Context notes will be posted on the College Navigator website. Therefore, you should write all context notes using proper grammar (e.g., complete sentences with punctuation) and common language that can be easily understood by students and parents (e.g., spell out acronyms).

Institution: Northland Pioneer College (105349)

User ID: P1053491

Prepared by

Prepared by

Reporting Reminders:

- The name of the preparer is being collected so that we can follow up with the appropriate person in the event that there are questions concerning the data.
- The Keyholder will be copied on all email correspondence to other preparers.
- The time it took to prepare this component is being collected so that we can continue to improve our estimate of the reporting burden associated with IPEDS.
- Please include in your estimate the time it took for you to review instructions, query and search data sources, complete and review the component, and submit the data through the Data Collection System.
- Thank you for your assistance.

This survey component was prepared by:

<input checked="" type="radio"/>	Keyholder	<input type="radio"/>	SFA Contact	<input type="radio"/>	HR Contact
<input type="radio"/>	Finance Contact	<input type="radio"/>	Academic Library Contact	<input type="radio"/>	Other

Name:

Email:

How many staff from your institution only were involved in the data collection and reporting process of this survey component?

Number of Staff (including yourself)

How many hours did you and others from your institution only spend on each of the steps below when responding to this survey component?
Exclude the hours spent collecting data for state and other reporting purposes.

Staff member	Collecting Data Needed	Revising Data to Match IPEDS Requirements	Entering Data	Revising and Locking Data
Your office	<input type="text" value="0.80"/> hours	<input type="text"/> hours	<input type="text" value="0.20"/> hours	<input type="text"/> hours
Other offices	<input type="text"/> hours	<input type="text"/> hours	<input type="text"/> hours	<input type="text"/> hours

Institution: Northland Pioneer College (105349)

User ID: P1053491

Summary

2021 IPEDS Graduation Rate 200% Component Data Summary

IPEDS collects important information regarding your institution. All data reported in IPEDS survey components become available in the IPEDS Data Center and appear as aggregated data in various Department of Education reports. Additionally, some of the reported data appears specifically for your institution through the College Navigator website and is included in your institution's Data Feedback Report (DFR). The purpose of this summary is to provide you an opportunity to view some of the data that, when accepted through the IPEDS quality control process, will appear on the College Navigator website and/or your DFR. College Navigator is updated approximately three months after the data collection period closes and Data Feedback Reports will be available through the [Data Center](#) and sent to your institution's CEO in November 2021.

Please review your data for accuracy. If you have questions about the data displayed below after reviewing the data reported on the survey screens, please contact the IPEDS Help Desk at: 1-877-225-2568 or ipedshelp@rti.org.

Graduation Rates for 100%, 150%, and 200% of normal time – Cohort Year 2017	
Graduation Rate – 100% of normal time	4%
Graduation Rate – 150% of normal time	9%
Graduation Rate – 200% of normal time	9%

Institution: Northland Pioneer College (105349)

User ID: P1053491

Edit Report

Graduation Rates 200

Source	Description	Severity	Resolved	Options
Screen: Completers 200%				
Screen Entry	You indicated that you had no students who completed a program within 151% and 200% of normal time (line 8). Please correct your data or explain. (Error #2008)	Explanation	Yes	
Reason	We had no students who received an award between 151% and 200% of the normal time to complete, but we did have 4 students still enrolled.			
Screen Entry	You answered in the screening question that your institution has students who received an award between 151% and 200% of the normal time to complete, or students who are still enrolled. The number of students in the cohort who completed a program between 151% and 200% of normal time (line 8) is reported as zero. Please explain if you have no additional completers to report, or correct your data. (Error #2013)	Explanation	Yes	
Reason	We had no students who received an award between 151% and 200% of the normal time to complete, but we did have 4 students still enrolled.			

Outcome Measures 2021-22

Institution: Northland Pioneer College (105349)

User ID: P1053491

Overview

Outcome Measures Overview

Welcome to the IPEDS Outcome Measures (OM) survey component. The OM component collects award and enrollment data from degree-granting institutions on four undergraduate cohorts and eight undergraduate subcohorts at three status points: four-years, six-years, and eight-years after entry.

The four cohorts of degree/certificate-seeking undergraduates are:

- First-time, full-time entering (FTFT)
- First-time, part-time entering (FTPT)
- Non-first-time, full-time entering (NFTFT)
- Non-first-time, part-time entering (NFTPT)

For each cohort, two subcohort groups have been added to the OM component - Pell Grant recipients and Non-Pell Grant recipients - resulting in eight undergraduate subcohorts.

Data Reporting Reminders:

- Report data to accurately reflect the time period corresponding with the IPEDS survey component, even if such reporting is seemingly inconsistent with prior-year reporting. For example, if a summer term began later than usual due to Coronavirus Pandemic postponements, continue to report using the timeframes as defined in the IPEDS instructions. NCES expects that some data reported during the 2021-22 data collection year will vary from established prior trends due to the impacts of Coronavirus Pandemic. If an error edit is triggered even when submitting accurate data, please indicate in the corresponding context box or verbally to the Help Desk that the seemingly inconsistent data are accurate and reflect the effects of Coronavirus Pandemic.
- All institutions must report on a **FULL-YEAR** cohort. The OM cohort year is 2013-14. The full-year cohort coverage period is July 1, 2013 - June 30, 2014.
- Institutions will establish their OM cohorts based on their subcohorts of entering Pell Grant recipients and Non-Pell Grant recipients. Institutions should first identify their entering degree/certificate-seeking undergraduates during the cohort coverage period of July 1, 2013 - June 30, 2014, and place each student in the appropriate subcohort. Each student should be reported only once.
- All institutions are required to report transfer-out student data.
- For each status point, institutions will report the highest type of award conferred to a student for each subcohort. The three award categories are certificates, Associate's degree, and Bachelor's degree.
- Institutions should report exclusions for the entire eight year period only on the "Establishing Cohorts" screen. Additional exclusions cannot be reported on the status point screens (i.e., four-years, six-years, or eight-years after entry).
- IPEDS will ask for an estimated time it took to complete the OM component. Include in that estimate the time to review instructions, research data sources (i.e., coordinate with IT and Student Aid offices), complete and review the component, and submit the data.

Changes to reporting for 2021-22:

- New FAQ has been added to clarify reporting of degree/certificate-seeking undergraduates across EF, E12, and OM survey components.

Important Dates to Remember:All reporting institutions will report on degree/certificate-seeking undergraduates who entered the 2013-14 cohort year: **(July 1, 2013-June 30, 2014)**.

- Four-year status point was as of **August 31, 2017**
- Six-year status point was as of **August 31, 2019**
- Eight-year status point was as of **August 31, 2021**

Reporting Tips

Carefully read each [OM FAQ](#) before reporting your institution's data. There are FAQs regarding the major updates to OM 2018-19 collection, such as academic reporters now reporting on a full-year cohort, summer terms starting prior July 1, reporting awards at different status points, and Pell Grant and Non-Pell Grant recipient subcohorts.

Resources:

- To download the survey materials for this component: [Survey Materials](#)
- To access your prior year data submission for this component: [Reported Data](#)

If you have questions about completing this survey, please contact the IPEDS Help Desk at (877) 225-2568.

Institution: Northland Pioneer College (105349)

User ID: P1053491

Establishing Cohorts

2013-14 Entering Undergraduate Cohort

July 1, 2013-June 30, 2014: Full Year

- Begin by identifying your entering degree/certificate-seeking undergraduates for the full year of July 1, 2013 - June 30, 2014.
- Then report each student under one of the eight subcohorts (Pell or Non-Pell Grant recipients FTFT, FTPT, NFTFT, NFTPT).
- Each entering student should be reported only once.
- The four cohorts and total entering students will be calculated based on your subcohort reporting.

NOTE: Once a student is in the cohort, the student remains in the cohort, even if the student's attendance status changes (i.e., full-time to part-time, or vice versa) or if the student drops out, transfers out, or transfers back into the institution during the eight-year period. However, institutions can make adjustments to the cohort for allowable exclusions, which include the death of a student, permanent disability, military deployment, or service on an official church mission or with a foreign aid service of the Federal government. Exclusions are for the ENTIRE eight years for the entering 2013-14 cohort.

<u>Degree/Certificate-Seeking Undergraduate Students</u>	<u>2013-14 cohort</u>	<u>Exclusions to 2013-14 cohort</u>	<u>Adjusted 2013-14 cohort</u>	<u>Prior year Adjusted cohort</u>
<u>First-time entering</u>				
<u>Full-time</u>	237	0	237	252
Pell Grant recipients	<input type="text" value="106"/>	<input type="text" value="0"/>	106	136
Non-Pell Grant recipients	<input type="text" value="131"/>	<input type="text" value="0"/>	131	116
<u>Part-time</u>	392	0	392	377
Pell Grant recipients	<input type="text" value="111"/>	<input type="text" value="0"/>	111	170
Non-Pell Grant recipients	<input type="text" value="281"/>	<input type="text" value="0"/>	281	207
<u>Non-First-time entering</u>				
Full-time	483	0	483	493
Pell Grant recipients	<input type="text" value="317"/>	<input type="text" value="0"/>	317	313
Non-Pell Grant recipients	<input type="text" value="166"/>	<input type="text" value="0"/>	166	180
Part-time	1,660	0	1,660	1,483
Pell Grant recipients	<input type="text" value="396"/>	<input type="text" value="0"/>	396	410

Non-Pell Grant recipients	1,264	0	1,264	1,073
Total Entering	2,772	0	2,772	2,605
Pell Grant recipients	930	0	930	1,029
Non-Pell Grant recipients	1,842	0	1,842	1,576

The following reference table is based on institutional data reported in the specified data collections. Data reported on this screen (Establishing Cohorts for OM) have been compared with the data below. To review your prior reported data, go to the Tools menu in the IPEDS Data Collection System --> Go to Collection Level Data Center --> Look up an Institution --> Select your institution --> Select "Reported Data"

	2013 Fall Enrollment, 2013-14 Spring Collection	2013 Pell Grant data from Student Financial Aid, 2014-15 Winter Collection	
First-time, Full-time	54	34	
First-time, Part-time	127	N/A	
Non-First-time, Full-time	127	N/A	
Non-First-time, Part-time	403	N/A	
Total Undergraduates	N/A	925	

Institution: Northland Pioneer College (105349)

User ID: P1053491

Award Status at Four Years

Award Status at Four Years After Entry 2013-14 Entering Undergraduate Cohort

(July 1, 2013-June 30, 2014: Full Year)

Directions: From the adjusted 2013-14 cohort, report the number of students who earned an award at four years after entry for each subcohort. Report the highest award earned for each degree/certificate-seeking student for the four-year status point (August 31, 2017) even if a student earns multiple awards.

Undergraduate Students	Adjusted 2013-14 cohort	Number of students conferred an award by your institution (Highest Award by August 31, 2017)			Total number of adjusted cohort that received an award from your institution	Percent of adjusted cohort that received an award from your institution
		Certificates	Associate's	Bachelor's		
<u>First-time entering</u>						
Full-time	237	52	35	0	87	37
Pell Grant recipients	106	<input type="text" value="7"/>	<input type="text" value="17"/>	<input type="text" value="0"/>	24	23
Non-Pell Grant recipients	131	<input type="text" value="45"/>	<input type="text" value="18"/>	<input type="text" value="0"/>	63	48
Part-time	392	51	30	0	81	21
Pell Grant recipients	111	<input type="text" value="5"/>	<input type="text" value="5"/>	<input type="text" value="0"/>	10	9
Non-Pell Grant recipients	281	<input type="text" value="46"/>	<input type="text" value="25"/>	<input type="text" value="0"/>	71	25
<u>Non-First-time entering</u>						
Full-time	483	68	128	0	196	41
Pell Grant recipients	317	<input type="text" value="38"/>	<input type="text" value="84"/>	<input type="text" value="0"/>	122	38
Non-Pell Grant recipients	166	<input type="text" value="30"/>	<input type="text" value="44"/>	<input type="text" value="0"/>	74	45
Part-time	1,660	171	328	0	499	30
Pell Grant recipients	396	<input type="text" value="26"/>	<input type="text" value="101"/>	<input type="text" value="0"/>	127	32
Non-Pell Grant recipients	1,264	<input type="text" value="145"/>	<input type="text" value="227"/>	<input type="text" value="0"/>	372	29
Total Entering	2,772	342	521	0	863	31

	Pell Grant recipients	930	76	207	0	283	30
	Non-Pell Grant recipients	1,842	266	314	0	580	31

Institution: Northland Pioneer College (105349)

User ID: P1053491

Award Status at Six Years

Award Status at Six Years After Entry 2013-14 Entering Undergraduate Cohort

(July 1, 2013-June 30, 2014: Full Year)

Directions: From the adjusted 2013-14 cohort, report the number of students who earned an award at six years after entry for each subcohort. Report the highest award earned for each degree/certificate-seeking student for the six-year status point (August 31, 2019) even if a student earns multiple awards.

<u>Undergraduate Students</u>		Adjusted 2013-14 cohort	Number of students conferred an award by your institution (Highest Award through August 31, 2019)			Total number of adjusted cohort that received an award from your institution	Percent of adjusted cohort that received an award from your institution
			<u>Certificates</u>	<u>Associate's</u>	<u>Bachelor's</u>		
<u>First-time entering</u>							
	Full-time	237	52	40	0	92	39
	Pell Grant recipients	106	<input type="text" value="7"/>	<input type="text" value="18"/>	<input type="text" value="0"/>	25	24
	Non-Pell Grant recipients	131	<input type="text" value="45"/>	<input type="text" value="22"/>	<input type="text" value="0"/>	67	51
	Part-time	392	50	40	0	90	23
	Pell Grant recipients	111	<input type="text" value="3"/>	<input type="text" value="9"/>	<input type="text" value="0"/>	12	11
	Non-Pell Grant recipients	281	<input type="text" value="47"/>	<input type="text" value="31"/>	<input type="text" value="0"/>	78	28
<u>Non-First-time entering</u>							
	Full-time	483	65	140	0	205	42
	Pell Grant recipients	317	<input type="text" value="37"/>	<input type="text" value="88"/>	<input type="text" value="0"/>	125	39
	Non-Pell Grant recipients	166	<input type="text" value="28"/>	<input type="text" value="52"/>	<input type="text" value="0"/>	80	48
	Part-time	1,660	183	377	0	560	34
	Pell Grant recipients	396	<input type="text" value="29"/>	<input type="text" value="113"/>	<input type="text" value="0"/>	142	36
	Non-Pell Grant recipients	1,264	<input type="text" value="154"/>	<input type="text" value="264"/>	<input type="text" value="0"/>	418	33
<u>Total Entering</u>		2,772	350	597	0	947	34

	Pell Grant recipients	930	76	228	0	304	33
	Non-Pell Grant recipients	1,842	274	369	0	643	35

Institution: Northland Pioneer College (105349)

User ID: P1053491

Award and Enrollment Status at Eight Years

Award and Enrollment Status at Eight Years After Entry: 2013-14 Entering Undergraduate Cohort


(July 1, 2013-June 30, 2014: Full Year)

- From the adjusted 2013-14 cohort, report the number of students who earned an award at eight years after entry for each subcohort.
- Report the highest award earned for each degree/certificate-seeking student for the eight-year status point (August 31, 2021) even if a student earns multiple awards.
- For students who did not receive an award from your institution, first report the number of students who are still enrolled at your institution, and then report the number of students who had enrolled at another institution over the eight-year period.

<u>Undergraduate Students</u>	Adjusted 2013-14 cohort	Award Status at Eight Years After Entry						Enrollment Status at Eight Years After Entry					
		Number of students conferred an award by your institution (From Entry through August 31, 2021)			Total number of adjusted cohort that received an award from your institution	Percent of adjusted cohort that received an award from your institution	Prior Year Total number of adjusted cohort that received an award from your institution	Number of students who did not receive an award from your institution (From entry through August 31, 2021)				Percent of adjusted cohort that did not receive an award, but are still enrolled at your institution or enrolled at another institution after leaving your institution	
		<u>Certificates</u>	<u>Associate's</u>	<u>Bachelor's</u>				Number still enrolled at your institution	Number who enrolled at another institution after leaving your institution	Number of students whose subsequent enrollment status is unknown	Total number who did not receive an award from your institution		
<u>First-time entering</u>													
Full-time	237	50	45	0	95	40	70	6	33	103	142	16	
Pell Grant recipients	106	<input type="text" value="7"/>	<input type="text" value="20"/>	<input type="text" value="0"/>	27	25	31	<input type="text" value="5"/>	<input type="text" value="15"/>	59	79	19	
Non-Pell Grant recipients	131	<input type="text" value="43"/>	<input type="text" value="25"/>	<input type="text" value="0"/>	68	52	39	<input type="text" value="1"/>	<input type="text" value="18"/>	44	63	15	
Part-time	392	49	42	0	91	23	75	10	54	237	301	16	
Pell Grant recipients	111	<input type="text" value="3"/>	<input type="text" value="9"/>	<input type="text" value="0"/>	12	11	25	<input type="text" value="4"/>	<input type="text" value="21"/>	74	99	23	
Non-Pell Grant recipients	281	<input type="text" value="46"/>	<input type="text" value="33"/>	<input type="text" value="0"/>	79	28	50	<input type="text" value="6"/>	<input type="text" value="33"/>	163	202	14	
<u>Non-First-time entering</u>													

Full-time	483	63	146	0	209	43	189	7	92	175	274	20
Pell Grant recipients	317	35	93	0	128	40	109	4	63	122	189	21
Non-Pell Grant recipients	166	28	53	0	81	49	80	3	29	53	85	19
Part-time	1,660	174	409	0	583	35	456	35	257	785	1,077	18
Pell Grant recipients	396	29	116	0	145	37	127	8	46	197	251	14
Non-Pell Grant recipients	1,264	145	293	0	438	35	329	27	211	588	826	19

Total Entering	2,772	336	642	0	978	35	790	58	436	1,300	1,794	18
Pell Grant recipients	930	74	238	0	312	34	292	21	145	452	618	18
Non-Pell Grant recipients	1,842	262	404	0	666	36	498	37	291	848	1,176	18

 You may use the box below to provide additional context for the data you have reported above. Context notes will be posted on the College Navigator website. Therefore, you should write all context notes using proper grammar (e.g., complete sentences with punctuation) and common language that can be easily understood by students and parents (e.g., spell out acronyms).

Institution: Northland Pioneer College (105349)

User ID: P1053491

Prepared by

Prepared by

Reporting Reminders:

- The name of the preparer is being collected so that we can follow up with the appropriate person in the event that there are questions concerning the data.
- The Keyholder will be copied on all email correspondence to other preparers.
- The time it took to prepare this component is being collected so that we can continue to improve our estimate of the reporting burden associated with IPEDS.
- Please include in your estimate the time it took for you to review instructions, query and search data sources, complete and review the component, and submit the data through the Data Collection System.
- Thank you for your assistance.

This survey component was prepared by:

<input checked="" type="radio"/>	Keyholder	<input type="radio"/>	SFA Contact	<input type="radio"/>	HR Contact
<input type="radio"/>	Finance Contact	<input type="radio"/>	Academic Library Contact	<input type="radio"/>	Other

Name:

Email:

How many staff from your institution only were involved in the data collection and reporting process of this survey component?

Number of Staff (including yourself)

How many hours did you and others from your institution only spend on each of the steps below when responding to this survey component?
Exclude the hours spent collecting data for state and other reporting purposes.

Staff member	Collecting Data Needed	Revising Data to Match IPEDS Requirements	Entering Data	Revising and Locking Data
Your office	<input type="text" value="21.00"/> hours	<input type="text"/> hours	<input type="text" value="3.00"/> hours	<input type="text"/> hours
Other offices	<input type="text"/> hours	<input type="text"/> hours	<input type="text"/> hours	<input type="text"/> hours

Institution: Northland Pioneer College (105349)

User ID: P1053491

Summary

Outcome Measures Component Summary

IPEDS collects important information regarding your institution. All data reported in IPEDS survey components become available in the IPEDS Data Center and appear as aggregated data in various Department of Education reports. Additionally, some of the reported data appears specifically for your institution through the College Navigator website and is included in your institution's Data Feedback Report (DFR). The purpose of this summary is to provide you an opportunity to view some of the data that, when accepted through the IPEDS quality control process, will appear on the College Navigator website and/or your DFR. College Navigator is updated approximately three months after the data collection period closes and Data Feedback Reports will be available through the [Data Center](#) and sent to your institution's CEO in November 2021.

Please review your data for accuracy. If you have questions about the data displayed below after reviewing the data reported on the survey screens, please contact the IPEDS Help Desk at: 1-877-225-2568 or ipedshelp@rti.org.

Cohort	4-year Award Rate	6-year Award Rate	8-year Award Rate	Still enrolled at your institution after 8 years	Did not receive an award and subsequently enrolled at another institution
First-time entering					
Full-time	37%	39%	40%	3%	14%
Pell Grant recipients	23%	24%	25%	5%	14%
Non-Pell Grant recipients	48%	51%	52%	1%	14%
Part-time	21%	23%	23%	3%	14%
Pell Grant recipients	9%	11%	11%	4%	19%
Non-Pell Grant recipients	25%	28%	28%	2%	12%
Non-First-time entering					
Full-time	41%	42%	43%	1%	19%
Pell Grant recipients	38%	39%	40%	1%	20%
Non-Pell Grant recipients	45%	48%	49%	2%	17%
Part-time	30%	34%	35%	2%	15%
Pell Grant recipients	32%	36%	37%	2%	12%
Non-Pell Grant recipients	29%	33%	35%	2%	17%

Total Entering	31%	34%	35%	2%	16%
Pell Grant recipients	30%	33%	34%	2%	16%
Non-Pell Grant recipients	31%	35%	36%	2%	16%

Institution: Northland Pioneer College (105349)

User ID: P1053491

[Edit Report](#)

Outcome Measures

There are no errors for the selected survey and institution.

Human Resources 2021-22

Institution: Northland Pioneer College (105349)

User ID: P1053491

Overview

Human Resources Overview

Welcome to the IPEDS Human Resources (HR) survey component. The HR component collects important information about your institution's staff.

Data Reporting Reminders

- Report data to accurately reflect the time period corresponding with the IPEDS survey component, even if such reporting is seemingly inconsistent with prior-year reporting. For example, if a summer term began later than usual due to Coronavirus Pandemic postponements, continue to report using the timeframes as defined in the IPEDS instructions. NCES expects that some data reported during the 2021-22 data collection year will vary from established prior trends due to the impacts of Coronavirus Pandemic. If an error edit is triggered even when submitting accurate data, please indicate in the corresponding context box or verbally to the Help Desk that the seemingly inconsistent data are accurate and reflect the effects of Coronavirus Pandemic.
- Report each employee only once. If an employee could be coded in more than one occupation, code the employee in the occupation that requires the highest level of skill OR if there is no measurable difference in skill requirements, code the employee in the occupation in which they spend the most time.
- Report staff members difficult to categorize in the "Human Resources Survey Evaluation" box at the end of the survey.
- Enter data on each displayed screen. If a screen is not applicable, enter at least one zero in a field on the screen and save before continuing.
- When reporting salary data (applicable to degree-granting institutions only) include all full-time, non-medical school, instructional staff - both with and without faculty status.

See the instructions for the **Key Reporting Concepts** section – basic reporting concepts that will assist you in completing the Human Resources survey component.

Changes to reporting for 2021-22

There are no changes for this survey component.

Resources:

- To download the survey materials for this component: [Survey Materials](#)
- All staff must now be reported using the new IPEDS occupational categories, which align with the 2018 Standard Occupational Classification (SOC) codes. Additional information and resources can be found in the [IPEDS HR/SOC Information Center](#), including general information about the SOC, the IPEDS/SOC crosswalk, a SOC Browse Tool, Frequently Asked Questions, and Web Tutorials.
- To access your prior year data submission for this component: [Reported Data](#)

If you have questions about completing this survey, please contact the **IPEDS Help Desk at 1-877-225-2568**.

Institution: Northland Pioneer College (105349)

Human Resources Screening Questions

Does your institution have any part-time staff?

If you answer Yes to this question, you will be provided the screens to report part-time staff.

- No
 Yes

Does your institution have graduate assistants?

If you answer Yes to this question, you will be provided the screens to report graduate assistants.

- No
 Yes

Does your institution have 15 or more full-time staff?

- No
 Yes

Does your institution have a tenure system?

If you answer Yes to this question, you will be provided the screens to report some data by tenure status.

- No
 Yes

Did your institution hire any full-time permanent staff who were included on the payroll of the institution between November 1, 2020 and October 31, 2021 either for the *first time* (new to the institution) or *after a break in service*? Do not exclude persons who were no longer on the payroll as of November 1, 2021. (Exclude persons who have returned from sabbatical leave and full-time instructional staff who are working less-than-9-month contracts.)

If you answer Yes to this question, you will be provided the screens to report full-time permanent new hires in Part H.

- No
 Yes

Do ALL of the instructional staff at your institution fall into any of the following categories?

If you answer Yes to any of the questions below, you will NOT be required to report Part G - Salaries for instructional staff. However, Part G will still be required for reporting data for full-time non-instructional staff.

- No Yes Are ALL of the instructional staff military personnel?

No Yes Do ALL of the instructional staff contribute their services (e.g., members of a religious order)?

You may use the box below to provide additional context for the data you have reported above.

Institution: Northland Pioneer College (105349)

User ID: P1053491

Part A1 - Full-time Instructional Staff by Academic Rank and Tenure Status - Multi-Year Contract

Number of Full-time Instructional Staff With Faculty Status Not on Tenure Track - Multi-Year Contract

As of November 1, 2021

- Report Hispanic/Latino individuals of any race as Hispanic/Latino
- Report race for non-Hispanic/Latino individuals only
- Include both Primarily Instruction and Instruction Combined with Research and/or Public Service

Men

Gender and race/ethnicity	Academic Rank					No academic rank	Total
	Professors	Associate professors	Assistant professors	Instructors	Lecturers		
<u>Nonresident alien</u>	<input type="text" value="0"/>	<input type="text" value="0"/>	<input type="text" value="0"/>	<input type="text" value="0"/>	<input type="text" value="0"/>	<input type="text" value="0"/>	0
<u>Hispanic/Latino</u>	<input type="text" value="0"/>	<input type="text" value="0"/>	<input type="text" value="0"/>	<input type="text" value="0"/>	<input type="text" value="0"/>	<input type="text" value="0"/>	0
<u>American Indian or Alaska Native</u>	<input type="text" value="0"/>	<input type="text" value="0"/>	<input type="text" value="0"/>	<input type="text" value="0"/>	<input type="text" value="0"/>	<input type="text" value="0"/>	0
<u>Asian</u>	<input type="text" value="0"/>	<input type="text" value="0"/>	<input type="text" value="0"/>	<input type="text" value="0"/>	<input type="text" value="0"/>	<input type="text" value="0"/>	0
<u>Black or African American</u>	<input type="text" value="0"/>	<input type="text" value="0"/>	<input type="text" value="0"/>	<input type="text" value="0"/>	<input type="text" value="0"/>	<input type="text" value="0"/>	0
<u>Native Hawaiian or Other Pacific Islander</u>	<input type="text" value="0"/>	<input type="text" value="0"/>	<input type="text" value="0"/>	<input type="text" value="0"/>	<input type="text" value="0"/>	<input type="text" value="0"/>	0
<u>White</u>	<input type="text" value="0"/>	<input type="text" value="0"/>	<input type="text" value="0"/>	<input type="text" value="0"/>	<input type="text" value="0"/>	<input type="text" value="0"/>	0
Two or more races	<input type="text" value="0"/>	<input type="text" value="0"/>	<input type="text" value="0"/>	<input type="text" value="0"/>	<input type="text" value="0"/>	<input type="text" value="0"/>	0
<u>Race and ethnicity unknown</u>	<input type="text" value="0"/>	<input type="text" value="0"/>	<input type="text" value="0"/>	<input type="text" value="0"/>	<input type="text" value="0"/>	<input type="text" value="0"/>	0
Total men	0	0	0	0	0	0	0

Women

Gender and race/ethnicity	Academic Rank					No academic rank	Total
	Professors	Associate professors	Assistant professors	Instructors	Lecturers		

Nonresident alien	<input type="text" value="0"/>	<input type="text" value="0"/>	<input type="text" value="0"/>	<input type="text" value="0"/>	<input type="text" value="0"/>	<input type="text" value="0"/>	<input type="text" value="0"/>
Hispanic/Latino	<input type="text" value="0"/>	<input type="text" value="0"/>	<input type="text" value="0"/>	<input type="text" value="0"/>	<input type="text" value="0"/>	<input type="text" value="0"/>	<input type="text" value="0"/>
American Indian or Alaska Native	<input type="text" value="0"/>	<input type="text" value="0"/>	<input type="text" value="0"/>	<input type="text" value="0"/>	<input type="text" value="0"/>	<input type="text" value="0"/>	<input type="text" value="0"/>
Asian	<input type="text" value="0"/>	<input type="text" value="0"/>	<input type="text" value="0"/>	<input type="text" value="0"/>	<input type="text" value="0"/>	<input type="text" value="0"/>	<input type="text" value="0"/>
Black or African American	<input type="text" value="0"/>	<input type="text" value="0"/>	<input type="text" value="0"/>	<input type="text" value="0"/>	<input type="text" value="0"/>	<input type="text" value="0"/>	<input type="text" value="0"/>
Native Hawaiian or Other Pacific Islander	<input type="text" value="0"/>	<input type="text" value="0"/>	<input type="text" value="0"/>	<input type="text" value="0"/>	<input type="text" value="0"/>	<input type="text" value="0"/>	<input type="text" value="0"/>
White	<input type="text" value="0"/>	<input type="text" value="0"/>	<input type="text" value="0"/>	<input type="text" value="0"/>	<input type="text" value="0"/>	<input type="text" value="0"/>	<input type="text" value="0"/>
Two or more races	<input type="text" value="0"/>	<input type="text" value="0"/>	<input type="text" value="0"/>	<input type="text" value="0"/>	<input type="text" value="0"/>	<input type="text" value="0"/>	<input type="text" value="0"/>
Race and ethnicity unknown	<input type="text" value="0"/>	<input type="text" value="0"/>	<input type="text" value="0"/>	<input type="text" value="0"/>	<input type="text" value="0"/>	<input type="text" value="0"/>	<input type="text" value="0"/>
Total women	0	0	0	0	0	0	0
Total (men+women)	0	0	0	0	0	0	0
Total from prior year							

Institution: Northland Pioneer College (105349)

User ID: P1053491

Part A1 - Full-time Instructional Staff by Academic Rank and Tenure Status - Annual Contract

Number of Full-time Instructional Staff With Faculty Status Not on Tenure Track - Annual Contract

As of November 1, 2021

- Report Hispanic/Latino individuals of any race as Hispanic/Latino
- Report race for non-Hispanic/Latino individuals only
- Include both Primarily Instruction and Instruction Combined with Research and/or Public Service

Men

Race/ethnicity	Academic Rank					No academic rank	Total
	Professors	Associate professors	Assistant professors	Instructors	Lecturers		
<u>Nonresident alien</u>	<input type="text"/>	<input type="text"/>	<input type="text"/>	<input type="text"/>	<input type="text"/>	<input type="text" value="0"/>	0
<u>Hispanic/Latino</u>	<input type="text"/>	<input type="text"/>	<input type="text"/>	<input type="text" value="3"/>	<input type="text"/>	<input type="text" value="0"/>	3
<u>American Indian or Alaska Native</u>	<input type="text"/>	<input type="text"/>	<input type="text"/>	<input type="text" value="1"/>	<input type="text"/>	<input type="text" value="0"/>	1
<u>Asian</u>	<input type="text"/>	<input type="text"/>	<input type="text"/>	<input type="text" value="3"/>	<input type="text"/>	<input type="text" value="0"/>	3
<u>Black or African American</u>	<input type="text"/>	<input type="text"/>	<input type="text"/>	<input type="text"/>	<input type="text"/>	<input type="text" value="0"/>	0
<u>Native Hawaiian or Other Pacific Islander</u>	<input type="text"/>	<input type="text"/>	<input type="text"/>	<input type="text"/>	<input type="text"/>	<input type="text" value="0"/>	0
<u>White</u>	<input type="text"/>	<input type="text"/>	<input type="text"/>	<input type="text" value="20"/>	<input type="text"/>	<input type="text" value="0"/>	20
Two or more races	<input type="text"/>	<input type="text"/>	<input type="text"/>	<input type="text"/>	<input type="text"/>	<input type="text" value="0"/>	0
<u>Race and ethnicity unknown</u>	<input type="text"/>	<input type="text"/>	<input type="text"/>	<input type="text" value="7"/>	<input type="text"/>	<input type="text" value="0"/>	7
Total men	0	0	0	34	0	0	34

Women

Race/ethnicity	Academic Rank					No academic rank	Total
	Professors	Associate professors	Assistant professors	Instructors	Lecturers		

Nonresident alien	<input type="text"/>	<input type="text"/>	<input type="text"/>	<input type="text"/>	<input type="text"/>	<input type="text" value="0"/>	<input type="text" value="0"/>
Hispanic/Latino	<input type="text"/>	<input type="text"/>	<input type="text"/>	<input type="text"/>	<input type="text"/>	<input type="text" value="0"/>	<input type="text" value="0"/>
American Indian or Alaska Native	<input type="text"/>	<input type="text"/>	<input type="text"/>	<input type="text" value="2"/>	<input type="text"/>	<input type="text" value="0"/>	<input type="text" value="2"/>
Asian	<input type="text"/>	<input type="text"/>	<input type="text"/>	<input type="text" value="2"/>	<input type="text"/>	<input type="text" value="0"/>	<input type="text" value="2"/>
Black or African American	<input type="text"/>	<input type="text"/>	<input type="text"/>	<input type="text" value="1"/>	<input type="text"/>	<input type="text" value="0"/>	<input type="text" value="1"/>
Native Hawaiian or Other Pacific Islander	<input type="text"/>	<input type="text"/>	<input type="text"/>	<input type="text"/>	<input type="text"/>	<input type="text" value="0"/>	<input type="text" value="0"/>
White	<input type="text"/>	<input type="text"/>	<input type="text"/>	<input type="text" value="27"/>	<input type="text"/>	<input type="text" value="0"/>	<input type="text" value="27"/>
Two or more races	<input type="text"/>	<input type="text"/>	<input type="text"/>	<input type="text"/>	<input type="text"/>	<input type="text" value="0"/>	<input type="text" value="0"/>
Race and ethnicity unknown	<input type="text"/>	<input type="text"/>	<input type="text"/>	<input type="text" value="9"/>	<input type="text"/>	<input type="text" value="0"/>	<input type="text" value="9"/>
Total women	0	0	0	41	0	0	41
Total (men+women)	0	0	0	75	0	0	<input checked="" type="checkbox"/> 75
Total from prior year							70

Institution: Northland Pioneer College (105349)

User ID: P1053491

Part A1 - Full-time Instructional Staff by Academic Rank and Tenure Status - Less-Than-Annual Contract

Number of Full-time Instructional Staff With Faculty Status Not on Tenure Track - Less-than-annual Contract

As of November 1, 2021

- Report Hispanic/Latino individuals of any race as Hispanic/Latino
- Report race for non-Hispanic/Latino individuals only
- Include both Primarily Instruction and Instruction Combined with Research and/or Public Service

Men

Race/ethnicity	Academic Rank					No academic rank	Total
	Professors	Associate professors	Assistant professors	Instructors	Lecturers		
<u>Nonresident alien</u>	<input type="text"/>	<input type="text"/>	<input type="text"/>	<input type="text"/>	<input type="text"/>	<input type="text" value="0"/>	0
<u>Hispanic/Latino</u>	<input type="text"/>	<input type="text"/>	<input type="text"/>	<input type="text"/>	<input type="text"/>	<input type="text" value="0"/>	0
<u>American Indian or Alaska Native</u>	<input type="text"/>	<input type="text"/>	<input type="text"/>	<input type="text"/>	<input type="text"/>	<input type="text" value="0"/>	0
<u>Asian</u>	<input type="text"/>	<input type="text"/>	<input type="text"/>	<input type="text"/>	<input type="text"/>	<input type="text" value="0"/>	0
<u>Black or African American</u>	<input type="text"/>	<input type="text"/>	<input type="text"/>	<input type="text"/>	<input type="text"/>	<input type="text" value="0"/>	0
<u>Native Hawaiian or Other Pacific Islander</u>	<input type="text"/>	<input type="text"/>	<input type="text"/>	<input type="text"/>	<input type="text"/>	<input type="text" value="0"/>	0
<u>White</u>	<input type="text"/>	<input type="text"/>	<input type="text"/>	<input type="text"/>	<input type="text"/>	<input type="text" value="0"/>	0
Two or more races	<input type="text"/>	<input type="text"/>	<input type="text"/>	<input type="text"/>	<input type="text"/>	<input type="text" value="0"/>	0
<u>Race and ethnicity unknown</u>	<input type="text"/>	<input type="text"/>	<input type="text"/>	<input type="text"/>	<input type="text"/>	<input type="text" value="0"/>	0
Total men	0	0	0	0	0	0	0

Women

Race/ethnicity	Academic Rank					No academic rank	Total
	Professors	Associate professors	Assistant professors	Instructors	Lecturers		

Nonresident alien	<input type="text"/>	<input type="text"/>	<input type="text"/>	<input type="text"/>	<input type="text"/>	<input type="text" value="0"/>	<input type="text" value="0"/>
Hispanic/Latino	<input type="text"/>	<input type="text"/>	<input type="text"/>	<input type="text"/>	<input type="text"/>	<input type="text" value="0"/>	<input type="text" value="0"/>
American Indian or Alaska Native	<input type="text"/>	<input type="text"/>	<input type="text"/>	<input type="text"/>	<input type="text"/>	<input type="text" value="0"/>	<input type="text" value="0"/>
Asian	<input type="text"/>	<input type="text"/>	<input type="text"/>	<input type="text"/>	<input type="text"/>	<input type="text" value="0"/>	<input type="text" value="0"/>
Black or African American	<input type="text"/>	<input type="text"/>	<input type="text"/>	<input type="text"/>	<input type="text"/>	<input type="text" value="0"/>	<input type="text" value="0"/>
Native Hawaiian or Other Pacific Islander	<input type="text"/>	<input type="text"/>	<input type="text"/>	<input type="text"/>	<input type="text"/>	<input type="text" value="0"/>	<input type="text" value="0"/>
White	<input type="text"/>	<input type="text"/>	<input type="text"/>	<input type="text"/>	<input type="text"/>	<input type="text" value="0"/>	<input type="text" value="0"/>
Two or more races	<input type="text"/>	<input type="text"/>	<input type="text"/>	<input type="text"/>	<input type="text"/>	<input type="text" value="0"/>	<input type="text" value="0"/>
Race and ethnicity unknown	<input type="text"/>	<input type="text"/>	<input type="text"/>	<input type="text"/>	<input type="text"/>	<input type="text" value="0"/>	<input type="text" value="0"/>
Total women	0	0	0	0	0	0	0
Total (men+women)	0	0	0	0	0	0	0
Total from prior year							

Institution: Northland Pioneer College (105349)

User ID: P1053491

Part A1 - Full-time Instructional Staff by Academic Rank and Tenure Status - Indefinite duration contract

Number of Full-time Instructional Staff With Faculty Status Not on Tenure Track - Indefinite duration contract

As of November 1, 2021

- Report Hispanic/Latino individuals of any race as Hispanic/Latino
- Report race for non-Hispanic/Latino individuals only
- Include both Primarily Instruction and Instruction Combined with Research and/or Public Service

Men

Gender and race/ethnicity	Academic Rank					No academic rank	Total
	Professors	Associate professors	Assistant professors	Instructors	Lecturers		
<u>Nonresident alien</u>	<input type="text"/>	<input type="text"/>	<input type="text"/>	<input type="text"/>	<input type="text"/>	<input type="text" value="0"/>	0
<u>Hispanic/Latino</u>	<input type="text"/>	<input type="text"/>	<input type="text"/>	<input type="text"/>	<input type="text"/>	<input type="text" value="0"/>	0
<u>American Indian or Alaska Native</u>	<input type="text"/>	<input type="text"/>	<input type="text"/>	<input type="text"/>	<input type="text"/>	<input type="text" value="0"/>	0
<u>Asian</u>	<input type="text"/>	<input type="text"/>	<input type="text"/>	<input type="text"/>	<input type="text"/>	<input type="text" value="0"/>	0
<u>Black or African American</u>	<input type="text"/>	<input type="text"/>	<input type="text"/>	<input type="text"/>	<input type="text"/>	<input type="text" value="0"/>	0
<u>Native Hawaiian or Other Pacific Islander</u>	<input type="text"/>	<input type="text"/>	<input type="text"/>	<input type="text"/>	<input type="text"/>	<input type="text" value="0"/>	0
<u>White</u>	<input type="text"/>	<input type="text"/>	<input type="text"/>	<input type="text"/>	<input type="text"/>	<input type="text" value="0"/>	0
Two or more races	<input type="text"/>	<input type="text"/>	<input type="text"/>	<input type="text"/>	<input type="text"/>	<input type="text" value="0"/>	0
<u>Race and ethnicity unknown</u>	<input type="text"/>	<input type="text"/>	<input type="text"/>	<input type="text"/>	<input type="text"/>	<input type="text" value="0"/>	0
Total men	0	0	0	0	0	0	0

Women

Gender and race/ethnicity	Academic Rank					No academic rank	Total
	Professors	Associate professors	Assistant professors	Instructors	Lecturers		

Nonresident alien	<input type="text"/>	<input type="text"/>	<input type="text"/>	<input type="text"/>	<input type="text"/>	<input type="text" value="0"/>	<input type="text" value="0"/>
Hispanic/Latino	<input type="text"/>	<input type="text"/>	<input type="text"/>	<input type="text"/>	<input type="text"/>	<input type="text" value="0"/>	<input type="text" value="0"/>
American Indian or Alaska Native	<input type="text"/>	<input type="text"/>	<input type="text"/>	<input type="text"/>	<input type="text"/>	<input type="text" value="0"/>	<input type="text" value="0"/>
Asian	<input type="text"/>	<input type="text"/>	<input type="text"/>	<input type="text"/>	<input type="text"/>	<input type="text" value="0"/>	<input type="text" value="0"/>
Black or African American	<input type="text"/>	<input type="text"/>	<input type="text"/>	<input type="text"/>	<input type="text"/>	<input type="text" value="0"/>	<input type="text" value="0"/>
Native Hawaiian or Other Pacific Islander	<input type="text"/>	<input type="text"/>	<input type="text"/>	<input type="text"/>	<input type="text"/>	<input type="text" value="0"/>	<input type="text" value="0"/>
White	<input type="text"/>	<input type="text"/>	<input type="text"/>	<input type="text"/>	<input type="text"/>	<input type="text" value="0"/>	<input type="text" value="0"/>
Two or more races	<input type="text"/>	<input type="text"/>	<input type="text"/>	<input type="text"/>	<input type="text"/>	<input type="text" value="0"/>	<input type="text" value="0"/>
Race and ethnicity unknown	<input type="text"/>	<input type="text"/>	<input type="text"/>	<input type="text"/>	<input type="text"/>	<input type="text" value="0"/>	<input type="text" value="0"/>
Total women	0	0	0	0	0	0	0
Total (men+women)	0	0	0	0	0	0	0
Total from prior year							

Institution: Northland Pioneer College (105349)

User ID: P1053491

Part A1 - Full-time Instructional Staff - Without Faculty Status

Number of Full-time Instructional Staff Without Faculty Status

As of November 1, 2021

- Report Hispanic/Latino individuals of any race as Hispanic/Latino
- Report race for non-Hispanic/Latino individuals only
- Include both Primarily Instruction and Instruction Combined with Research and/or Public Service

Men

Race/ethnicity	Without Faculty Status
<u>Nonresident alien</u>	<input type="text" value="0"/>
<u>Hispanic/Latino</u>	<input type="text" value="0"/>
<u>American Indian or Alaska Native</u>	<input type="text" value="0"/>
<u>Asian</u>	<input type="text" value="0"/>
<u>Black or African American</u>	<input type="text" value="0"/>
<u>Native Hawaiian or Other Pacific Islander</u>	<input type="text" value="0"/>
<u>White</u>	<input type="text" value="0"/>
Two or more races	<input type="text" value="0"/>
<u>Race and ethnicity unknown</u>	<input type="text" value="0"/>
Total men	0

Women

Race/ethnicity	Without Faculty Status
Nonresident alien	<input type="text" value="0"/>
Hispanic/Latino	<input type="text" value="0"/>
American Indian or Alaska Native	<input type="text" value="0"/>

Asian	<input type="text" value="0"/>
Black or African American	<input type="text" value="0"/>
Native Hawaiian or Other Pacific Islander	<input type="text" value="0"/>
White	<input type="text" value="0"/>
Two or more races	<input type="text" value="0"/>
Race and ethnicity unknown	<input type="text" value="0"/>
Total women	0
Total (men+women)	<input checked="" type="checkbox"/> 0
Total from prior year	1

Institution: Northland Pioneer College (105349)

User ID: P1053491

Part A2 - Full-time Instructional Staff by Function

Number of Full-time Instructional Staff

As of November 1, 2021

- Report Primarily Instruction and Instruction Combined with Research and Public Service separately, as indicated below.

	With <u>Faculty Status</u>				Without Faculty Status	Total
	<u>Multi-year</u>	<u>Annual contract</u>	<u>Less-than-annual contract</u>	<u>Indefinite duration (continuing or at-will)</u>		
<u>Instructional staff</u>	0	75	0	0	0	75
Total carried forward from previous screens	0	75	0	0	0	75
<u>Primarily Instruction</u>	0	75	0	0	0	75
<u>i</u> Exclusively credit	<input type="text" value="0"/>	<input type="text" value="75"/>	<input type="text" value="0"/>	<input type="text" value="0"/>	<input type="text" value="0"/>	75
<u>i</u> Exclusively not-for-credit	<input type="text" value="0"/>	<input type="text" value="0"/>	<input type="text" value="0"/>	<input type="text" value="0"/>	<input type="text" value="0"/>	0
Combined credit/not-for-credit	<input type="text" value="0"/>	<input type="text" value="0"/>	<input type="text" value="0"/>	<input type="text" value="0"/>	<input type="text" value="0"/>	0
<u>Instruction/research/public service staff</u>	<input type="text" value="0"/>	<input type="text" value="0"/>	<input type="text" value="0"/>	<input type="text" value="0"/>	<input type="text" value="0"/>	0

Institution: Northland Pioneer College (105349)

User ID: P1053491

Part A3 - Full-time Instructional Staff - Totals

Total number of Full-time Instructional Staff

As of November 1, 2021

Race/ethnicity	Total men	Total women	Total (men+women)
Nonresident alien	0	0	0
Hispanic/Latino	3	0	3
American Indian or Alaska Native	1	2	3
Asian	3	2	5
Black or African American	0	1	1
Native Hawaiian or Other Pacific Islander	0	0	0
White	20	27	47
Two or more races	0	0	0
Race and ethnicity unknown	7	9	16
Total	34	41	75
Total from prior year			71

Institution: Northland Pioneer College (105349)

User ID: P1053491

Part B1 - Full-time Non-instructional Staff by Occupational Category

Number of Full-time Non-instructional Staff by Occupational Category

As of November 1, 2021

- Report Hispanic/Latino individuals of any race as Hispanic/Latino
- Report race for non-Hispanic/Latino individuals only

Men

Race/ethnicity	<u>Instructional Staff</u> (carried forward from Part A)	<u>Research staff</u>	<u>Public Service staff</u>
<u>Nonresident alien</u>	0	<input type="text" value="0"/>	<input type="text" value="0"/>
<u>Hispanic/Latino</u>	3	<input type="text" value="0"/>	<input type="text" value="0"/>
<u>American Indian or Alaska Native</u>	1	<input type="text" value="0"/>	<input type="text" value="0"/>
<u>Asian</u>	3	<input type="text" value="0"/>	<input type="text" value="0"/>
<u>Black or African American</u>	0	<input type="text" value="0"/>	<input type="text" value="0"/>
<u>Native Hawaiian or Other Pacific Islander</u>	0	<input type="text" value="0"/>	<input type="text" value="0"/>
<u>White</u>	20	<input type="text" value="0"/>	<input type="text" value="0"/>
Two or more races	0	<input type="text" value="0"/>	<input type="text" value="0"/>
<u>Race and ethnicity unknown</u>	7	<input type="text" value="0"/>	<input type="text" value="0"/>
Total men	34	0	0

Women

Race/ethnicity	<u>Instructional Staff</u> (carried forward from Part A)	<u>Research staff</u>	<u>Public Service staff</u>
Nonresident alien	0	<input type="text" value="0"/>	<input type="text" value="0"/>

Hispanic/Latino	0	<input type="text" value="0"/>	<input type="text" value="0"/>
American Indian or Alaska Native	2	<input type="text" value="0"/>	<input type="text" value="0"/>
Asian	2	<input type="text" value="0"/>	<input type="text" value="0"/>
Black or African American	1	<input type="text" value="0"/>	<input type="text" value="0"/>
Native Hawaiian or Other Pacific Islander	0	<input type="text" value="0"/>	<input type="text" value="0"/>
White	27	<input type="text" value="0"/>	<input type="text" value="0"/>
Two or more races	0	<input type="text" value="0"/>	<input type="text" value="0"/>
Race and ethnicity unknown	9	<input type="text" value="0"/>	<input type="text" value="0"/>
Total women	41	0	0
Total (men+women)	75	0	0
Total from prior year	71		

Institution: Northland Pioneer College (105349)

User ID: P1053491

Part B1 - Full-time Non-instructional Staff by Occupational Category

Number of Full-time Non-instructional Staff by Occupational Category

As of November 1, 2021

- Report Hispanic/Latino individuals of any race as Hispanic/Latino
- Report race for non-Hispanic/Latino individuals only

Men

Race/ethnicity	<u>Archivists, Curators, and Museum Technicians</u> 25-4010	<u>Librarians and Media Collections Specialists</u> 25-4020	<u>Library Technicians</u> 25-4030	i <u>Student and Academic Affairs and Other Education Services Occupations</u> 25-2000 + 25-3000 + 25-9000
<u>Nonresident alien</u>	<input type="text" value="0"/>	<input type="text" value="0"/>	<input type="text" value="0"/>	<input type="text" value="0"/>
<u>Hispanic/Latino</u>	<input type="text" value="0"/>	<input type="text" value="0"/>	<input type="text" value="0"/>	<input type="text" value="1"/>
<u>American Indian or Alaska Native</u>	<input type="text" value="0"/>	<input type="text" value="0"/>	<input type="text" value="0"/>	<input type="text" value="0"/>
<u>Asian</u>	<input type="text" value="0"/>	<input type="text" value="0"/>	<input type="text" value="0"/>	<input type="text" value="0"/>
<u>Black or African American</u>	<input type="text" value="0"/>	<input type="text" value="0"/>	<input type="text" value="0"/>	<input type="text" value="0"/>
<u>Native Hawaiian or Other Pacific Islander</u>	<input type="text" value="0"/>	<input type="text" value="0"/>	<input type="text" value="0"/>	<input type="text" value="0"/>
<u>White</u>	<input type="text" value="0"/>	<input type="text" value="1"/>	<input type="text" value="0"/>	<input type="text" value="0"/>
Two or more races	<input type="text" value="0"/>	<input type="text" value="0"/>	<input type="text" value="0"/>	<input type="text" value="0"/>
<u>Race and ethnicity unknown</u>	<input type="text" value="0"/>	<input type="text" value="0"/>	<input type="text" value="0"/>	<input type="text" value="0"/>
Total men	0	1	0	1

Women

Race/ethnicity	<u>Archivists, Curators, and Museum Technicians</u> 25-4010	<u>Librarians and Media Collections Specialists</u> 25-4020	<u>Library Technicians</u> 25-4030	<u>Student and Academic Affairs and Other Education Services Occupations</u> 25-2000 + 25-3000 + 25-9000
----------------	--	--	---	---

Nonresident alien	<input type="text" value="0"/>	<input type="text" value="0"/>	<input type="text" value="0"/>	<input type="text" value="0"/>
Hispanic/Latino	<input type="text" value="0"/>	<input type="text" value="0"/>	<input type="text" value="1"/>	<input type="text" value="1"/>
American Indian or Alaska Native	<input type="text" value="0"/>	<input type="text" value="0"/>	<input type="text" value="0"/>	<input type="text" value="1"/>
Asian	<input type="text" value="0"/>	<input type="text" value="0"/>	<input type="text" value="0"/>	<input type="text" value="1"/>
Black or African American	<input type="text" value="0"/>	<input type="text" value="0"/>	<input type="text" value="0"/>	<input type="text" value="0"/>
Native Hawaiian or Other Pacific Islander	<input type="text" value="0"/>	<input type="text" value="0"/>	<input type="text" value="0"/>	<input type="text" value="0"/>
White	<input type="text" value="0"/>	<input type="text" value="1"/>	<input type="text" value="3"/>	<input type="text" value="2"/>
Two or more races	<input type="text" value="0"/>	<input type="text" value="0"/>	<input type="text" value="0"/>	<input type="text" value="0"/>
Race and ethnicity unknown	<input type="text" value="0"/>	<input type="text" value="0"/>	<input type="text" value="0"/>	<input type="text" value="1"/>
Total women	0	1	4	6
Total (men+women)	0	2	4	7
Total from prior year		2	4	9

Institution: Northland Pioneer College (105349)

User ID: P1053491

Part B1 - Full-time Non-instructional Staff by Occupational Category

Number of Full-time Non-instructional Staff by Occupational Category

As of November 1, 2021

- Report Hispanic/Latino individuals of any race as Hispanic/Latino
- Report race for non-Hispanic/Latino individuals only

Men

Race/ethnicity	<u>Management Occupations</u> 11-0000	<u>Business and Financial Operations Occupations</u> 13-0000	<u>Computer, Engineering, and Science Occupations</u> 15-0000 + 17-0000 + 19-0000	<u>Community, Social Service, Legal, Arts, Design, Entertainment, Sports, and Media Occupations</u> 21-0000 + 23-0000 + 27-0000	<u>Healthcare Practitioners and Technical Occupations</u> 29-0000
<u>Nonresident alien</u>	<input type="text" value="0"/>	<input type="text" value="0"/>	<input type="text" value="0"/>	<input type="text" value="0"/>	<input type="text" value="0"/>
<u>Hispanic/Latino</u>	<input type="text" value="0"/>	<input type="text" value="1"/>	<input type="text" value="0"/>	<input type="text" value="2"/>	<input type="text" value="0"/>
<u>American Indian or Alaska Native</u>	<input type="text" value="1"/>	<input type="text" value="0"/>	<input type="text" value="0"/>	<input type="text" value="0"/>	<input type="text" value="0"/>
<u>Asian</u>	<input type="text" value="0"/>	<input type="text" value="0"/>	<input type="text" value="0"/>	<input type="text" value="0"/>	<input type="text" value="0"/>
<u>Black or African American</u>	<input type="text" value="1"/>	<input type="text" value="0"/>	<input type="text" value="0"/>	<input type="text" value="0"/>	<input type="text" value="0"/>
<u>Native Hawaiian or Other Pacific Islander</u>	<input type="text" value="0"/>	<input type="text" value="0"/>	<input type="text" value="1"/>	<input type="text" value="0"/>	<input type="text" value="0"/>
<u>White</u>	<input type="text" value="8"/>	<input type="text" value="1"/>	<input type="text" value="8"/>	<input type="text" value="3"/>	<input type="text" value="0"/>
Two or more races	<input type="text" value="0"/>	<input type="text" value="0"/>	<input type="text" value="0"/>	<input type="text" value="0"/>	<input type="text" value="0"/>
<u>Race and ethnicity unknown</u>	<input type="text" value="0"/>	<input type="text" value="1"/>	<input type="text" value="0"/>	<input type="text" value="0"/>	<input type="text" value="0"/>
Total men	10	3	9	5	0

Women					
Race/ethnicity	<u>Management Occupations</u> 11-0000	<u>Business and Financial Operations Occupations</u> 13-0000	<u>Computer, Engineering, and Science Occupations</u> 15-0000 + 17-0000 + 19-0000	<u>Community, Social Service, Legal, Arts, Design, Entertainment, Sports, and Media Occupations</u> 21-0000 + 23-0000 + 27-0000	<u>Healthcare Practitioners and Technical Occupations</u> 29-0000
Nonresident alien	<input type="text" value="0"/>	<input type="text" value="0"/>	<input type="text" value="0"/>	<input type="text" value="0"/>	<input type="text" value="0"/>
Hispanic/Latino	<input type="text" value="1"/>	<input type="text" value="1"/>	<input type="text" value="0"/>	<input type="text" value="0"/>	<input type="text" value="0"/>
American Indian or Alaska Native	<input type="text" value="1"/>	<input type="text" value="5"/>	<input type="text" value="4"/>	<input type="text" value="0"/>	<input type="text" value="0"/>
Asian	<input type="text" value="0"/>	<input type="text" value="0"/>	<input type="text" value="0"/>	<input type="text" value="0"/>	<input type="text" value="0"/>
Black or African American	<input type="text" value="0"/>	<input type="text" value="0"/>	<input type="text" value="0"/>	<input type="text" value="1"/>	<input type="text" value="0"/>
Native Hawaiian or Other Pacific Islander	<input type="text" value="0"/>	<input type="text" value="0"/>	<input type="text" value="0"/>	<input type="text" value="0"/>	<input type="text" value="0"/>
White	<input type="text" value="3"/>	<input type="text" value="4"/>	<input type="text" value="3"/>	<input type="text" value="2"/>	<input type="text" value="0"/>
Two or more races	<input type="text" value="0"/>	<input type="text" value="0"/>	<input type="text" value="0"/>	<input type="text" value="0"/>	<input type="text" value="0"/>
Race and ethnicity unknown	<input type="text" value="1"/>	<input type="text" value="0"/>	<input type="text" value="0"/>	<input type="text" value="0"/>	<input type="text" value="0"/>
Total women	6	10	7	3	0
Total (men+women)	16	13	16	8	0
Total from prior year	23	15	19	17	

Institution: Northland Pioneer College (105349)

User ID: P1053491

Part B1 - Full-time Non-instructional Staff by Occupational Category

Number of Full-time Non-instructional Staff by Occupational Category

As of November 1, 2021

- Report Hispanic/Latino individuals of any race as Hispanic/Latino
- Report race for non-Hispanic/Latino individuals only

Men

Race/ethnicity	<u>Service Occupations</u> 31-0000 + 33-0000 + 35-0000 + 37-0000 + 39-0000	<u>Sales and Related Occupations</u> 41-0000	<u>Office and Administrative Support Occupations</u> 43-0000	<u>Natural Resources, Construction, and Maintenance Occupations</u> 45-0000 + 47-0000 + 49-0000	<u>Production, Transportation, and Material Moving Occupations</u> 51-0000 + 53-0000	Grand Total (All full- time staff)
<u>Nonresident alien</u>	<input type="text" value="0"/>	<input type="text" value="0"/>	<input type="text" value="0"/>	<input type="text" value="0"/>	<input type="text" value="0"/>	0
<u>Hispanic/Latino</u>	<input type="text" value="1"/>	<input type="text" value="0"/>	<input type="text" value="0"/>	<input type="text" value="1"/>	<input type="text" value="0"/>	9
<u>American Indian or Alaska Native</u>	<input type="text" value="0"/>	<input type="text" value="0"/>	<input type="text" value="0"/>	<input type="text" value="1"/>	<input type="text" value="0"/>	3
<u>Asian</u>	<input type="text" value="0"/>	<input type="text" value="0"/>	<input type="text" value="0"/>	<input type="text" value="0"/>	<input type="text" value="0"/>	3
<u>Black or African American</u>	<input type="text" value="0"/>	<input type="text" value="0"/>	<input type="text" value="0"/>	<input type="text" value="0"/>	<input type="text" value="0"/>	1
<u>Native Hawaiian or Other Pacific Islander</u>	<input type="text" value="0"/>	<input type="text" value="0"/>	<input type="text" value="0"/>	<input type="text" value="0"/>	<input type="text" value="0"/>	1
<u>White</u>	<input type="text" value="0"/>	<input type="text" value="0"/>	<input type="text" value="2"/>	<input type="text" value="9"/>	<input type="text" value="1"/>	53
Two or more races	<input type="text" value="0"/>	<input type="text" value="0"/>	<input type="text" value="0"/>	<input type="text" value="0"/>	<input type="text" value="0"/>	0
<u>Race and ethnicity unknown</u>	<input type="text" value="0"/>	<input type="text" value="0"/>	<input type="text" value="0"/>	<input type="text" value="0"/>	<input type="text" value="0"/>	8

Total men	1	0	2	11	1	78
------------------	----------	----------	----------	-----------	----------	-----------

Women

Race/ethnicity	<u>Service Occupations</u> 31-0000 + 33-0000 + 35-0000 + 37-0000 + 39-0000	<u>Sales and</u> <u>Related</u> <u>Occupations</u> 41-0000	<u>Office and</u> <u>Administrative</u> <u>Support</u> <u>Occupations</u> 43-0000	<u>Natural Resources,</u> <u>Construction, and</u> <u>Maintenance Occupations</u> 45-0000 + 47-0000 + 49-0000	<u>Production,</u> <u>Transportation, and</u> <u>Material Moving</u> <u>Occupations</u> 51-0000 + 53-0000	Grand Total (All full- time staff)
Nonresident alien	<input type="text" value="0"/>	<input type="text" value="0"/>	<input type="text" value="0"/>	<input type="text" value="0"/>	<input type="text" value="0"/>	0
Hispanic/Latino	<input type="text" value="0"/>	<input type="text" value="0"/>	<input type="text" value="1"/>	<input type="text" value="0"/>	<input type="text" value="0"/>	5
American Indian or Alaska Native	<input type="text" value="0"/>	<input type="text" value="0"/>	<input type="text" value="7"/>	<input type="text" value="1"/>	<input type="text" value="0"/>	21
Asian	<input type="text" value="0"/>	<input type="text" value="0"/>	<input type="text" value="0"/>	<input type="text" value="0"/>	<input type="text" value="0"/>	3
Black or African American	<input type="text" value="0"/>	<input type="text" value="0"/>	<input type="text" value="0"/>	<input type="text" value="0"/>	<input type="text" value="0"/>	2
Native Hawaiian or Other Pacific Islander	<input type="text" value="0"/>	<input type="text" value="0"/>	<input type="text" value="1"/>	<input type="text" value="0"/>	<input type="text" value="0"/>	1
White	<input type="text" value="0"/>	<input type="text" value="0"/>	<input type="text" value="17"/>	<input type="text" value="0"/>	<input type="text" value="0"/>	62
Two or more races	<input type="text" value="0"/>	<input type="text" value="0"/>	<input type="text" value="0"/>	<input type="text" value="0"/>	<input type="text" value="0"/>	0
Race and ethnicity unknown	<input type="text" value="0"/>	<input type="text" value="0"/>	<input type="text" value="1"/>	<input type="text" value="0"/>	<input type="text" value="0"/>	12
Total women	0	0	27	1	0	106

Total (men+women)	1	0	29	12	1	184
Total from prior year	2		27	11	1	201

Institution: Northland Pioneer College (105349)

User ID: P1053491

Part B2 - Full-time Non-instructional Staff by Occupational Category and Contract Length

Number of Full-time Non-instructional Staff

As of November 1, 2021

Occupational category	With Faculty Status				Without Faculty Status	Total
	Multi-year	Annual contract	Less-than-annual contract	Indefinite duration (continuing or at-will)		
<u>Research staff</u>	0	0	0	0	0	0
<u>Public Service staff</u>	0	0	0	0	0	0
<u>Archivists, Curators, and Museum Technicians</u> 25-4010	0	0	0	0	0	0
<u>Librarians and Media Collections Specialists</u> 25-4020	0	0	0	0	2	2
<u>Library Technicians</u> 25-4030	0	0	0	0	4	4
i <u>Student and Academic Affairs and Other Education Services Occupations</u> 25-2000 + 25-3000 + 25-9000	0	0	0	0	7	7
<u>Management Occupations</u> 11-0000	0	0	0	0	16	16
<u>Business and Financial Operations Occupations</u> 13-0000	0	0	0	0	13	13
<u>Computer, Engineering, and Science Occupations</u> 15-0000 + 17-0000 + 19-0000	0	0	0	0	16	16
<u>Community, Social Service, Legal, Arts, Design, Entertainment, Sports, and Media Occupations</u> 21-0000 + 23-0000 + 27-0000	0	0	0	0	8	8

<u>Healthcare Practitioners and Technical Occupations</u> 29-0000	<input type="text" value="0"/>	<input type="text" value="0"/>	<input type="text" value="0"/>	<input type="text" value="0"/>	<input type="text" value="0"/>	0
Total	0	0	0	0	66	66
Total from prior year					89	89

Institution: Northland Pioneer College (105349)

User ID: P1053491

Part C - Full-time Summary

Summary of Full-time Staff

As of November 1, 2021

- Data will not be generated on this screen until the relevant screens in the previous section have been completed.

Occupational category	With Faculty Status				Without Faculty Status	Total
	Multi-year	Annual contract	Less-than-annual contract	Indefinite duration (continuing or at-will)		
Primarily Instruction	0	75	0	0	0	75
Exclusively credit	0	75	0	0	0	75
Exclusively not-for-credit	0	0	0	0	0	0
Combined credit/not-for-credit	0	0	0	0	0	0
Instruction/research/public service staff	0	0	0	0	0	0
Research staff	0	0	0	0	0	0
Public Service staff	0	0	0	0	0	0
Archivists, Curators, and Museum Technicians 25-4010	0	0	0	0	0	0
Librarians and Media Collections Specialists 25-4020	0	0	0	0	2	2
Library Technicians 25-4030	0	0	0	0	4	4
Student and Academic Affairs and Other Education Services Occupations 25-2000 + 25-3000 + 25-9000	0	0	0	0	7	7
Management Occupations 11-0000	0	0	0	0	16	16
Business and Financial Operations Occupations 13-0000	0	0	0	0	13	13

Computer, Engineering, and Science Occupations 15-0000 + 17-0000 + 19-0000	0	0	0	0	16	16
Community, Social Service, Legal, Arts, Design, Entertainment, Sports, and Media Occupations 21-0000 + 23-0000 + 27-0000	0	0	0	0	8	8
Healthcare Practitioners and Technical Occupations 29-0000	0	0	0	0	0	0
Service Occupations 31-0000 + 33-0000 + 35-0000 + 37-0000 + 39-0000						1
Sales and Related Occupations 41-0000						0
Office and Administrative Support Occupations 43-0000						29
Natural Resources, Construction, and Maintenance Occupations 45-0000 + 47-0000 + 49-0000						12
Production, Transportation, and Material Moving Occupations 51-0000 + 53-0000						1
Total						184

Institution: Northland Pioneer College (105349)

User ID: P1053491

Part G1 - Salaries Worksheet

Number of Full-time Instructional Staff For Calculation of Total Number of Months

Annual Salary, 2021-22

- Report the number of instructional staff based on the number of months to be worked
- Months reported should correspond with the number of months that staff worked (which may differ from the number of months over which they are paid)
- Include ONLY full-time instructional staff
- Include instructional staff *with* faculty status and *without* faculty status
- Include instructional staff regardless of tenure status

Men

Gender and academic rank	i Months worked					Total Staff	i Total staff for salary reporting
	12 months	11 months	10 months	9 months	< 9 months		
Professors	<input type="text" value="0"/>	<input type="text" value="0"/>	<input type="text" value="0"/>	<input type="text" value="0"/>	<input type="text" value="0"/>	0	0
Associate professors	<input type="text" value="0"/>	<input type="text" value="0"/>	<input type="text" value="0"/>	<input type="text" value="0"/>	<input type="text" value="0"/>	0	0
Assistant professors	<input type="text" value="0"/>	<input type="text" value="0"/>	<input type="text" value="0"/>	<input type="text" value="0"/>	<input type="text" value="0"/>	0	0
Instructors	<input type="text" value="1"/>	<input type="text" value="0"/>	<input type="text" value="10"/>	<input type="text" value="23"/>	<input type="text" value="0"/>	34	34
Lecturers	<input type="text" value="0"/>	<input type="text" value="0"/>	<input type="text" value="0"/>	<input type="text" value="0"/>	<input type="text" value="0"/>	0	0
No academic rank	<input type="text" value="0"/>	<input type="text" value="0"/>	<input type="text" value="0"/>	<input type="text" value="0"/>	<input type="text" value="0"/>	0	0
Total men	1	0	10	23	0	34	34
Total men full-time instructional staff from Part A						34	

Women

Gender and academic rank	i Months worked					Total Staff	i Total staff for salary reporting
	12 months	11 months	10 months	9 months	< 9 months		

Professors	<input type="text" value="0"/>	<input type="text" value="0"/>	<input type="text" value="0"/>	<input type="text" value="0"/>	<input type="text" value="0"/>	0	0
Associate professors	<input type="text" value="0"/>	<input type="text" value="0"/>	<input type="text" value="0"/>	<input type="text" value="0"/>	<input type="text" value="0"/>	0	0
Assistant professors	<input type="text" value="0"/>	<input type="text" value="0"/>	<input type="text" value="0"/>	<input type="text" value="0"/>	<input type="text" value="0"/>	0	0
Instructors	<input type="text" value="4"/>	<input type="text" value="0"/>	<input type="text" value="12"/>	<input type="text" value="25"/>	<input type="text" value="0"/>	41	41
Lecturers	<input type="text"/>	<input type="text"/>	<input type="text"/>	<input type="text"/>	<input type="text"/>	0	0
No academic rank	<input type="text"/>	<input type="text"/>	<input type="text"/>	<input type="text"/>	<input type="text"/>	0	0
Total women	4	0	12	25	0	41	41
Total women full-time instructional staff from Part A						41	
Total (men+women)	5	0	22	48	0	75	75
Total (men+women) full-time instructional staff from Part A						75	

Institution: Northland Pioneer College (105349)

User ID: P1053491

Part G2 - Salary Outlays for Instructional Staff

Salary Outlays for Full-time Instructional Staff

Annual Salary Outlays, 2021-22

- Report the TOTAL ANNUAL salary outlays for the full-time instructional staff reported in the 12 months, 11 months, 10 months, and 9 months columns on the previous screen, Part G1 – Salaries Worksheet
- Using the TOTAL ANNUAL salary outlays data provided, the system will calculate the Equated 9 months by academic rank and gender.

Men

Gender and academic rank	Total staff for salary reporting (from Part G, screen 1)	Salary Outlays				
		12 months	11 months	10 months	9 months	Equated 9 months
Professors	0	<input type="text"/>	<input type="text"/>	<input type="text"/>	<input type="text"/>	0
Associate professors	0	<input type="text"/>	<input type="text"/>	<input type="text"/>	<input type="text"/>	0
Assistant professors	0	<input type="text"/>	<input type="text"/>	<input type="text"/>	<input type="text"/>	0
Instructors	34	104,034	<input type="text"/>	687,634	1,469,655	2,166,551
Lecturers	0	<input type="text"/>	<input type="text"/>	<input type="text"/>	<input type="text"/>	0
No academic rank	0	<input type="text"/>	<input type="text"/>	<input type="text"/>	<input type="text"/>	0
Total men	34	104,034	0	687,634	1,469,655	2,166,551

Women

Gender and academic rank	Total staff for salary reporting (from Part G, screen 1)	Salary Outlays				
		12 months	11 months	10 months	9 months	Equated 9 months
Professors	0	<input type="text"/>	<input type="text"/>	<input type="text"/>	<input type="text"/>	0
Associate professors	0	<input type="text"/>	<input type="text"/>	<input type="text"/>	<input type="text"/>	0
Assistant professors	0	<input type="text"/>	<input type="text"/>	<input type="text"/>	<input type="text"/>	0

Instructors	41	358,951		757,487	1,526,677	2,477,629
Lecturers	0					0
No academic rank	0					0
Total women	41	358,951	0	757,487	1,526,677	2,477,629
Total (men + women)	75	462,985	0	1,445,121	2,996,332	4,644,180

Institution: Northland Pioneer College (105349)


User ID: P1053491

Part G3 - Average Salaries for Instructional Staff by Academic Rank


Average Salary by academic rank for Full-time Instructional Staff

Annual Average Salaries, 2021-22

Men

Gender and academic rank	Total staff for salary reporting (from Part G, screen 1)	Annual Average Salaries				
		12 months	11 months	10 months	9 months	 Equated 9 months
Professors	0					
Associate professors	0					
Assistant professors	0					
Instructors	34	104,034		68,763	63,898	63,722
Lecturers	0					
No academic rank	0					
Total men	34	104,034		68,763	63,898	63,722

Women

Gender and academic rank	Total staff for salary reporting (from Part G, screen 1)	Annual Average Salaries				
		12 months	11 months	10 months	9 months	 Equated 9 months
Professors	0					
Associate professors	0					
Assistant professors	0					
Instructors	41	89,738		63,124	61,067	60,430
Lecturers	0					
No academic rank	0					
Total women	41	89,738		63,124	61,067	60,430

Total (men+women)	75	92,597		65,687	62,424	61,922
--------------------------	-----------	---------------	--	---------------	---------------	---------------



Institution: Northland Pioneer College (105349)

User ID: P1053491

Part G4 - Salary Outlays for Non-instructional Staff

Salary Outlays for Full-time Non-instructional Staff

Annual Salary Outlays, 2021-22

Occupational category	 Number of full-time staff (carried forward from the Part B - FT, non-instructional staff screens)	 Total annual salary outlays
<u>Research staff</u>	0	<input type="text"/>
<u>Public Service staff</u>	0	<input type="text"/>
<u>Library and Student and Academic Affairs and Other Education Services Occupations</u> <u>25-4000 + 25-2000 + 25-3000 + 25-9000</u>	13	<input type="text" value="790,903"/>
<u>Management Occupations</u> 11-0000	16	<input type="text" value="1,990,269"/>
<u>Business and Financial Operations Occupations</u> 13-0000	13	<input type="text" value="994,435"/>
<u>Computer, Engineering, and Science Occupations</u> 15-0000 + 17-0000 + 19-0000	16	<input type="text" value="844,791"/>
<u>Community, Social Service, Legal, Arts, Design, Entertainment, Sports, and Media Occupations</u> 21-0000 + 23-0000 + 27-0000	8	<input type="text" value="682,843"/>
<u>Healthcare Practitioners and Technical Occupations</u> 29-0000	0	<input type="text"/>
<u>Service Occupations</u> 31-0000 + 33-0000 + 35-0000 + 37-0000 + 39-0000	1	<input type="text" value="43,493"/>
<u>Sales and Related Occupations</u> 41-0000	0	<input type="text"/>
<u>Office and Administrative Support Occupations</u> 43-0000	29	<input type="text" value="1,342,816"/>

<u>Natural Resources, Construction, and Maintenance Occupations</u> 45-0000 + 47-0000 + 49-0000	12	475,980
<u>Production, Transportation, and Material Moving Occupations</u> 51-0000 + 53-0000	1	48,948

Institution: Northland Pioneer College (105349)

User ID: P1053491

Part D - Part-time Staff by Occupational Category**Number of Part-time Staff by Occupational Category**

As of November 1, 2021

- Report Hispanic/Latino individuals of any race as Hispanic/Latino
- Report race for non-Hispanic/Latino individuals only

Men

Race/ethnicity	<u>Instructional staff</u>	<u>Research staff</u>	<u>Public Service staff</u>
<u>Nonresident alien</u>	<input type="text" value="0"/>	<input type="text"/>	<input type="text"/>
<u>Hispanic/Latino</u>	<input type="text" value="2"/>	<input type="text"/>	<input type="text"/>
<u>American Indian or Alaska Native</u>	<input type="text" value="1"/>	<input type="text"/>	<input type="text"/>
<u>Asian</u>	<input type="text" value="0"/>	<input type="text"/>	<input type="text"/>
<u>Black or African American</u>	<input type="text" value="0"/>	<input type="text"/>	<input type="text"/>
<u>Native Hawaiian or Other Pacific Islander</u>	<input type="text" value="0"/>	<input type="text"/>	<input type="text"/>
<u>White</u>	<input type="text" value="23"/>	<input type="text"/>	<input type="text"/>
Two or more races	<input type="text" value="0"/>	<input type="text"/>	<input type="text"/>
<u>Race and ethnicity unknown</u>	<input type="text" value="19"/>	<input type="text"/>	<input type="text"/>
Total men	45	0	0

Women

Race/ethnicity	<u>Instructional staff</u>	<u>Research staff</u>	<u>Public Service staff</u>
Nonresident alien	<input type="text" value="0"/>	<input type="text"/>	<input type="text"/>
Hispanic/Latino	<input type="text" value="2"/>	<input type="text"/>	<input type="text"/>
American Indian or Alaska Native	<input type="text" value="2"/>	<input type="text"/>	<input type="text"/>

Asian	<input type="text" value="0"/>	<input type="text"/>	<input type="text"/>
Black or African American	<input type="text" value="0"/>	<input type="text"/>	<input type="text"/>
Native Hawaiian or Other Pacific Islander	<input type="text" value="0"/>	<input type="text"/>	<input type="text"/>
White	<input type="text" value="32"/>	<input type="text"/>	<input type="text"/>
Two or more races	<input type="text" value="0"/>	<input type="text"/>	<input type="text"/>
Race and ethnicity unknown	<input type="text" value="16"/>	<input type="text"/>	<input type="text"/>
Total women	52	0	0
Total (men+women)	<input checked="" type="checkbox"/> 97	0	0
Total from prior year	51		

Institution: Northland Pioneer College (105349)

User ID: P1053491

Part D - Part-time Staff by Occupational Category

Number of Part-time Staff by Occupational Category

As of November 1, 2021

- Report Hispanic/Latino individuals of any race as Hispanic/Latino
- Report race for non-Hispanic/Latino individuals only

Men

Race/ethnicity	<u>Archivists, Curators, and Museum Technicians</u> 25-4010	<u>Librarians and Media Collections Specialists</u> 25-4020	<u>Library Technicians</u> 25-4030	<u>Student and Academic Affairs and Other Education Services Occupations</u> 25-2000 + 25-3000 + 25-9000	<u>Library and Student and Academic Affairs and Other Education Services Occupations</u>
<u>Nonresident alien</u>	<input type="text" value="0"/>	<input type="text" value="0"/>	<input type="text" value="0"/>	<input type="text" value="0"/>	0
<u>Hispanic/Latino</u>	<input type="text" value="0"/>	<input type="text" value="0"/>	<input type="text" value="0"/>	<input type="text" value="2"/>	2
<u>American Indian or Alaska Native</u>	<input type="text" value="0"/>	<input type="text" value="0"/>	<input type="text" value="0"/>	<input type="text" value="1"/>	1
<u>Asian</u>	<input type="text" value="0"/>	<input type="text" value="0"/>	<input type="text" value="0"/>	<input type="text" value="0"/>	0
<u>Black or African American</u>	<input type="text" value="0"/>	<input type="text" value="0"/>	<input type="text" value="0"/>	<input type="text" value="0"/>	0
<u>Native Hawaiian or Other Pacific Islander</u>	<input type="text" value="0"/>	<input type="text" value="0"/>	<input type="text" value="0"/>	<input type="text" value="0"/>	0
<u>White</u>	<input type="text" value="0"/>	<input type="text" value="0"/>	<input type="text" value="0"/>	<input type="text" value="23"/>	23
Two or more races	<input type="text" value="0"/>	<input type="text" value="0"/>	<input type="text" value="0"/>	<input type="text" value="0"/>	0
<u>Race and ethnicity unknown</u>	<input type="text" value="0"/>	<input type="text" value="0"/>	<input type="text" value="0"/>	<input type="text" value="19"/>	19
Total men	0	0	0	45	45

Women

Race/ethnicity	<u>Archivists, Curators, and Museum Technicians</u> 25-4010	<u>Librarians and Media Collections Specialists</u> 25-4020	<u>Library Technicians</u> 25-4030	<u>Student and Academic Affairs and Other Education Services Occupations</u> 25-2000 + 25-3000 + 25-9000	<u>Library and Student and Academic Affairs and Other Education Services Occupations</u>
Nonresident alien	<input type="text" value="0"/>	<input type="text" value="0"/>	<input type="text" value="0"/>	<input type="text" value="0"/>	0
Hispanic/Latino	<input type="text" value="0"/>	<input type="text" value="0"/>	<input type="text" value="0"/>	<input type="text" value="2"/>	2
American Indian or Alaska Native	<input type="text" value="0"/>	<input type="text" value="0"/>	<input type="text" value="0"/>	<input type="text" value="2"/>	2
Asian	<input type="text" value="0"/>	<input type="text" value="0"/>	<input type="text" value="0"/>	<input type="text" value="0"/>	0
Black or African American	<input type="text" value="0"/>	<input type="text" value="0"/>	<input type="text" value="0"/>	<input type="text" value="0"/>	0
Native Hawaiian or Other Pacific Islander	<input type="text" value="0"/>	<input type="text" value="0"/>	<input type="text" value="0"/>	<input type="text" value="0"/>	0
White	<input type="text" value="0"/>	<input type="text" value="0"/>	<input type="text" value="0"/>	<input type="text" value="32"/>	32
Two or more races	<input type="text" value="0"/>	<input type="text" value="0"/>	<input type="text" value="0"/>	<input type="text" value="0"/>	0
Race and ethnicity unknown	<input type="text" value="0"/>	<input type="text" value="0"/>	<input type="text" value="0"/>	<input type="text" value="16"/>	16
Total women	0	0	0	52	52
Total (men+women)	0	0	0	<input checked="" type="checkbox"/> 97	<input checked="" type="checkbox"/> 97
Total from prior year				68	68

Institution: Northland Pioneer College (105349)

User ID: P1053491

Part D - Part-time Staff by Occupational Category

Number of Part-time Staff

As of November 1, 2021

- Report Hispanic/Latino individuals of any race as Hispanic/Latino
- Report race for non-Hispanic/Latino individuals only

Men

Race/ethnicity	<u>Management Occupations</u> 11-0000	<u>Business and Financial Operations Occupations</u> 13-0000	<u>Computer, Engineering, and Science Occupations</u> 15-0000 + 17-0000 + 19-0000	<u>Community, Social Service, Legal, Arts, Design, Entertainment, Sports, and Media Occupations</u> 21-0000 + 23-0000 + 27-0000	<u>Healthcare Practitioners and Technical Occupations</u> 29-0000
<u>Nonresident alien</u>	<input type="text"/>	<input type="text"/>	<input type="text"/>	<input type="text"/>	<input type="text"/>
<u>Hispanic/Latino</u>	<input type="text"/>	<input type="text"/>	<input type="text"/>	<input type="text"/>	<input type="text"/>
<u>American Indian or Alaska Native</u>	<input type="text"/>	<input type="text"/>	<input type="text"/>	<input type="text"/>	<input type="text"/>
<u>Asian</u>	<input type="text"/>	<input type="text"/>	<input type="text"/>	<input type="text"/>	<input type="text"/>
<u>Black or African American</u>	<input type="text"/>	<input type="text"/>	<input type="text"/>	<input type="text"/>	<input type="text"/>
<u>Native Hawaiian or Other Pacific Islander</u>	<input type="text"/>	<input type="text"/>	<input type="text"/>	<input type="text"/>	<input type="text"/>
<u>White</u>	<input type="text"/>	<input type="text"/>	<input type="text"/>	<input type="text"/>	<input type="text"/>
Two or more races	<input type="text"/>	<input type="text"/>	<input type="text"/>	<input type="text"/>	<input type="text"/>
<u>Race and ethnicity unknown</u>	<input type="text"/>	<input type="text"/>	<input type="text"/>	<input type="text"/>	<input type="text"/>
Total men	0	0	0	0	0

Women					
Race/ethnicity	<u>Management Occupations</u> 11-0000	<u>Business and Financial Operations Occupations</u> 13-0000	<u>Computer, Engineering, and Science Occupations</u> 15-0000 + 17-0000 + 19-0000	<u>Community, Social Service, Legal, Arts, Design, Entertainment, Sports, and Media Occupations</u> 21-0000 + 23-0000 + 27-0000	<u>Healthcare Practitioners and Technical Occupations</u> 29-0000
Nonresident alien	<input type="text"/>	<input type="text"/>	<input type="text"/>	<input type="text"/>	<input type="text"/>
Hispanic/Latino	<input type="text"/>	<input type="text"/>	<input type="text"/>	<input type="text"/>	<input type="text"/>
American Indian or Alaska Native	<input type="text"/>	<input type="text" value="1"/>	<input type="text"/>	<input type="text"/>	<input type="text"/>
Asian	<input type="text"/>	<input type="text"/>	<input type="text"/>	<input type="text"/>	<input type="text"/>
Black or African American	<input type="text"/>	<input type="text"/>	<input type="text"/>	<input type="text"/>	<input type="text"/>
Native Hawaiian or Other Pacific Islander	<input type="text"/>	<input type="text"/>	<input type="text"/>	<input type="text"/>	<input type="text"/>
White	<input type="text"/>	<input type="text"/>	<input type="text"/>	<input type="text" value="1"/>	<input type="text"/>
Two or more races	<input type="text"/>	<input type="text"/>	<input type="text"/>	<input type="text"/>	<input type="text"/>
Race and ethnicity unknown	<input type="text"/>	<input type="text"/>	<input type="text"/>	<input type="text"/>	<input type="text"/>
Total women	0	1	0	1	0
Total (men+women)	<input checked="" type="checkbox"/> 0	1	<input checked="" type="checkbox"/> 0	1	0
Total from prior year	1	8	4	5	

Institution: Northland Pioneer College (105349)

User ID: P1053491

Part D - Part-time Staff by Occupational Category

Number of Part-time Staff

As of November 1, 2021

- Report Hispanic/Latino individuals of any race as Hispanic/Latino
- Report race for non-Hispanic/Latino individuals only

Men

Race/ethnicity	<u>Service Occupations</u> 31-0000 + 33-0000 + 35-0000 + 37-0000 + 39-0000	<u>Sales and Related Occupations</u> 41-0000	<u>Office and Administrative Support Occupations</u> 43-0000	<u>Natural Resources, Construction, and Maintenance Occupations</u> 45-0000 + 47-0000 + 49-0000	<u>Production, Transportation, and Material Moving Occupations</u> 51-0000 + 53-0000	Grand Total (All part-time staff)
<u>Nonresident alien</u>	<input type="text"/>	<input type="text"/>	<input type="text"/>	<input type="text"/>	<input type="text"/>	0
<u>Hispanic/Latino</u>	<input type="text"/>	<input type="text"/>	<input type="text"/>	<input type="text"/>	<input type="text"/>	4
<u>American Indian or Alaska Native</u>	<input type="text"/>	<input type="text"/>	<input type="text"/>	<input type="text"/>	<input type="text"/>	2
<u>Asian</u>	<input type="text"/>	<input type="text"/>	<input type="text"/>	<input type="text"/>	<input type="text"/>	0
<u>Black or African American</u>	<input type="text"/>	<input type="text"/>	<input type="text"/>	<input type="text"/>	<input type="text"/>	0
<u>Native Hawaiian or Other Pacific Islander</u>	<input type="text"/>	<input type="text"/>	<input type="text"/>	<input type="text"/>	<input type="text"/>	0
<u>White</u>	<input type="text"/>	<input type="text"/>	<input type="text"/>	<input type="text"/>	<input type="text"/>	46
Two or more races	<input type="text"/>	<input type="text"/>	<input type="text"/>	<input type="text"/>	<input type="text"/>	0
<u>Race and ethnicity unknown</u>	<input type="text"/>	<input type="text"/>	<input type="text"/>	<input type="text"/>	<input type="text"/>	38

Total men	0	0	0	0	0	90
------------------	----------	----------	----------	----------	----------	-----------

Women

Race/ethnicity	<u>Service Occupations</u> 31-0000 + 33-0000 + 35-0000 + 37-0000 + 39-0000	<u>Sales and Related</u> <u>Occupations</u> 41-0000	<u>Office and Administrative</u> <u>Support</u> <u>Occupations</u> 43-0000	<u>Natural Resources,</u> <u>Construction, and</u> <u>Maintenance Occupations</u> 45-0000 + 47-0000 + 49-0000	<u>Production,</u> <u>Transportation, and</u> <u>Material Moving</u> <u>Occupations</u> 51-0000 + 53-0000	Grand Total (All part-time staff)
Nonresident alien	<input type="text"/>	<input type="text"/>	<input type="text"/>	<input type="text"/>	<input type="text"/>	0
Hispanic/Latino	<input type="text"/>	<input type="text"/>	<input type="text"/>	<input type="text"/>	<input type="text"/>	4
American Indian or Alaska Native	<input type="text"/>	<input type="text"/>	<input type="text" value="2"/>	<input type="text"/>	<input type="text"/>	7
Asian	<input type="text"/>	<input type="text"/>	<input type="text"/>	<input type="text"/>	<input type="text"/>	0
Black or African American	<input type="text"/>	<input type="text"/>	<input type="text"/>	<input type="text"/>	<input type="text"/>	0
Native Hawaiian or Other Pacific Islander	<input type="text"/>	<input type="text"/>	<input type="text"/>	<input type="text"/>	<input type="text"/>	0
White	<input type="text"/>	<input type="text"/>	<input type="text" value="4"/>	<input type="text"/>	<input type="text"/>	69
Two or more races	<input type="text"/>	<input type="text"/>	<input type="text"/>	<input type="text"/>	<input type="text"/>	0
Race and ethnicity unknown	<input type="text"/>	<input type="text"/>	<input type="text"/>	<input type="text"/>	<input type="text"/>	32
Total women	0	0	6	0	0	112

Total (men+women)	<input checked="" type="checkbox"/> 0	0	6	<input checked="" type="checkbox"/> 0	0	<input checked="" type="checkbox"/> 202
Total from prior year	21		23	3		184

Institution: Northland Pioneer College (105349)

User ID: P1053491

Part E - Part-time Staff by Occupational Category and Contract Length

Number of Part-time Staff

As of November 1, 2021

Occupational category	With <u>Faculty Status</u>				Without Faculty Status	Total
	<u>Multi-year</u>	<u>Annual contract</u>	<u>Less-than-annual contract</u>	<u>Indefinite duration (continuing or at-will)</u>		
<u>Primarily Instruction</u>	0	0	97	0	0	97
i Exclusively credit	<input type="text"/>	<input type="text"/>	<input type="text" value="95"/>	<input type="text"/>	<input type="text"/>	95
i Exclusively not-for-credit	<input type="text"/>	<input type="text"/>	<input type="text" value="1"/>	<input type="text"/>	<input type="text"/>	1
Combined credit/not-for-credit	<input type="text"/>	<input type="text"/>	<input type="text" value="1"/>	<input type="text"/>	<input type="text"/>	1
<u>Instruction/research/public service staff</u>	<input type="text"/>	<input type="text"/>	<input type="text"/>	<input type="text"/>	<input type="text"/>	0
<u>Research staff</u>	<input type="text"/>	<input type="text"/>	<input type="text"/>	<input type="text"/>	<input type="text"/>	0
<u>Public Service staff</u>	<input type="text"/>	<input type="text"/>	<input type="text"/>	<input type="text"/>	<input type="text"/>	0
<u>Archivists, Curators, and Museum Technicians</u> 25-4010	<input type="text"/>	<input type="text"/>	<input type="text"/>	<input type="text"/>	<input type="text"/>	0
<u>Librarians and Media Collections Specialists</u> 25-4020	<input type="text"/>	<input type="text"/>	<input type="text"/>	<input type="text"/>	<input type="text"/>	0
<u>Library Technicians</u> 25-4030	<input type="text"/>	<input type="text"/>	<input type="text"/>	<input type="text"/>	<input type="text"/>	0
i <u>Student and Academic Affairs and Other Education Services Occupations</u> 25-2000 + 25-3000 + 25-9000	<input type="text"/>	<input type="text"/>	<input type="text"/>	<input type="text"/>	<input type="text" value="97"/>	97
<u>Management Occupations</u> 11-0000	<input type="text"/>	<input type="text"/>	<input type="text"/>	<input type="text"/>	<input type="text"/>	0

<u>Business and Financial Operations Occupations</u> 13-0000	<input type="text"/>	<input type="text"/>	<input type="text"/>	<input type="text"/>	<input type="text" value="1"/>	1
<u>Computer, Engineering, and Science Occupations</u> 15-0000 + 17-0000 + 19-0000	<input type="text"/>	<input type="text"/>	<input type="text"/>	<input type="text"/>	<input type="text"/>	0
<u>Community, Social Service, Legal, Arts, Design, Entertainment, Sports, and Media Occupations</u> 21-0000 + 23-0000 + 27-0000	<input type="text"/>	<input type="text"/>	<input type="text"/>	<input type="text"/>	<input type="text" value="1"/>	1
<u>Healthcare Practitioners and Technical Occupations</u> 29-0000	<input type="text"/>	<input type="text"/>	<input type="text"/>	<input type="text"/>	<input type="text"/>	0
Total	0	<input checked="" type="checkbox"/> 0	<input checked="" type="checkbox"/> 97	0	99	<input checked="" type="checkbox"/> 196
Total from prior year		1	50		86	137

Institution: Northland Pioneer College (105349)

User ID: P1053491

Part F - Part-time Summary

Summary of Part-time Staff

As of November 1, 2021

Occupational category	With Faculty Status				Without Faculty Status	Total
	Multi-year	Annual contract	Less-than-annual contract	Indefinite duration (continuing or at-will)		
Primarily Instruction	0	0	97	0	0	97
Exclusively credit			95			95
Exclusively not-for-credit			1			1
Combined credit/not-for-credit			1			1
Instruction/research/public service staff						0
Research staff						0
Public Service staff						0
Archivists, Curators, and Museum Technicians 25-4010						0
Librarians and Media Collections Specialists 25-4020						0
Library Technicians 25-4030						0
Student and Academic Affairs and Other Education Services Occupations 25-2000 + 25-3000 + 25-9000					97	97
Management Occupations 11-0000						0
Business and Financial Operations Occupations 13-0000					1	1

Computer, Engineering, and Science Occupations 15-0000 + 17-0000 + 19-0000						0
Community, Social Service, Legal, Arts, Design, Entertainment, Sports, and Media Occupations 21-0000 + 23-0000 + 27-0000					1	1
Healthcare Practitioners and Technical Occupations 29-0000						0
Service Occupations 31-0000 + 33-0000 + 35-0000 + 37-0000 + 39-0000						0
Sales and Related Occupations 41-0000						0
Office and Administrative Support Occupations 43-0000						6
Natural Resources, Construction, and Maintenance Occupations 45-0000 + 47-0000 + 49-0000						0
Production, Transportation, and Material Moving Occupations 51-0000 + 53-0000						0
Total						202

Institution: Northland Pioneer College (105349)

User ID: P1053491

Part H - New Hires, Full-time Instructional Staff by Contract Length

Number of Newly Hired Full-time Permanent Instructional Staff

(Hired full-time between November 1, 2020 - October 31, 2021)

- Report Hispanic/Latino individuals of any race as Hispanic/Latino
- Report race for non-Hispanic/Latino individuals only
- Include both Primarily Instruction and Instruction Combined with Research and Public Service

Men

Race/ethnicity	With <u>Faculty Status</u>				Without Faculty Status	Total
	<u>Multi-year</u>	<u>Annual contract</u>	<u>Less-than-annual contract</u>	<u>Indefinite duration (continuing or at-will)</u>		
<u>Nonresident alien</u>	<input type="text"/>	<input type="text"/>	<input type="text"/>	<input type="text"/>	<input type="text"/>	0
<u>Hispanic/Latino</u>	<input type="text"/>	<input type="text"/>	<input type="text"/>	<input type="text"/>	<input type="text"/>	0
<u>American Indian or Alaska Native</u>	<input type="text"/>	<input type="text"/>	0	<input type="text"/>	<input type="text"/>	0
<u>Asian</u>	<input type="text"/>	<input type="text"/>	<input type="text"/>	<input type="text"/>	<input type="text"/>	0
<u>Black or African American</u>	<input type="text"/>	<input type="text"/>	<input type="text"/>	<input type="text"/>	<input type="text"/>	0
<u>Native Hawaiian or Other Pacific Islander</u>	<input type="text"/>	<input type="text"/>	<input type="text"/>	<input type="text"/>	<input type="text"/>	0
<u>White</u>	<input type="text"/>	<input type="text"/>	0	<input type="text"/>	<input type="text"/>	0
Two or more races	<input type="text"/>	<input type="text"/>	<input type="text"/>	<input type="text"/>	<input type="text"/>	0
<u>Race and ethnicity unknown</u>	<input type="text"/>	0	0	<input type="text"/>	<input type="text"/>	0
Total men	0	0	0	0	0	0

Women

Race/ethnicity	With <u>Faculty Status</u>				Without Faculty Status	Total
	<u>Multi-year</u>	<u>Annual contract</u>	<u>Less-than-annual contract</u>	<u>Indefinite duration (continuing or at-will)</u>		
<input type="text"/>	<input type="text"/>	<input type="text"/>	<input type="text"/>	<input type="text"/>	<input type="text"/>	<input type="text"/>

	<u>Multi-year</u>	<u>Annual contract</u>	<u>Less-than-annual contract</u>	<u>Indefinite duration (continuing or at-will)</u>		
Nonresident alien	<input type="text"/>	<input type="text"/>	<input type="text"/>	<input type="text"/>	<input type="text"/>	0
Hispanic/Latino	<input type="text"/>	<input type="text"/>	<input type="text"/>	<input type="text"/>	<input type="text"/>	0
American Indian or Alaska Native	<input type="text"/>	<input type="text"/>	<input type="text" value="0"/>	<input type="text"/>	<input type="text"/>	0
Asian	<input type="text"/>	<input type="text" value="0"/>	<input type="text"/>	<input type="text"/>	<input type="text"/>	0
Black or African American	<input type="text"/>	<input type="text"/>	<input type="text"/>	<input type="text"/>	<input type="text"/>	0
Native Hawaiian or Other Pacific Islander	<input type="text"/>	<input type="text"/>	<input type="text"/>	<input type="text"/>	<input type="text"/>	0
White	<input type="text"/>	<input type="text" value="0"/>	<input type="text" value="0"/>	<input type="text"/>	<input type="text"/>	0
Two or more races	<input type="text"/>	<input type="text"/>	<input type="text"/>	<input type="text"/>	<input type="text"/>	0
Race and ethnicity unknown	<input type="text"/>	<input type="text" value="0"/>	<input type="text" value="0"/>	<input type="text"/>	<input type="text"/>	0
Total women	0	0	0	0	0	0
Total (men+women)	0	0	0	0	0	<input checked="" type="checkbox"/> 0

Institution: Northland Pioneer College (105349)

User ID: P1053491

Part H - New Hires, Full-time Staff by Occupational Category

Number of Newly Hired Full-time Staff

(Hired full-time between November 1, 2020 - October 31, 2021)

- Report Hispanic/Latino individuals of any race as Hispanic/Latino
- Report race for non-Hispanic/Latino individuals only

Men

Race/ethnicity	<u>Instructional Staff</u> (from Part H, screen 1)	<u>Research</u> <u>staff</u>	<u>Public Service</u> <u>staff</u>	<u>Library and Student and Academic Affairs and Other Education</u> <u>Services Occupations</u> 25-4000 + 25-2000 + 25-3000 + 25-9000
<u>Nonresident alien</u>	0	<input type="text"/>	<input type="text"/>	<input type="text"/>
<u>Hispanic/Latino</u>	0	<input type="text"/>	<input type="text"/>	<input type="text"/>
<u>American Indian or Alaska Native</u>	0	<input type="text"/>	<input type="text"/>	<input type="text"/>
<u>Asian</u>	0	<input type="text"/>	<input type="text"/>	<input type="text"/>
<u>Black or African American</u>	0	<input type="text"/>	<input type="text"/>	<input type="text"/>
<u>Native Hawaiian or Other Pacific Islander</u>	0	<input type="text"/>	<input type="text"/>	<input type="text"/>
<u>White</u>	0	<input type="text"/>	<input type="text"/>	<input type="text" value="1"/>
Two or more races	0	<input type="text"/>	<input type="text"/>	<input type="text"/>
<u>Race and ethnicity unknown</u>	0	<input type="text"/>	<input type="text"/>	<input type="text"/>
Total men	0	0	0	1

Women

Race/ethnicity	<u>Instructional Staff</u> (from Part H, screen 1)	<u>Research</u> <u>staff</u>	<u>Public Service</u> <u>staff</u>	<u>Library and Student and Academic Affairs and Other Education</u> <u>Services Occupations</u> 25-4000 + 25-2000 + 25-3000 + 25-9000
----------------	--	---------------------------------	---------------------------------------	---

Nonresident alien	0	<input type="text"/>	<input type="text"/>	<input type="text"/>
Hispanic/Latino	0	<input type="text"/>	<input type="text"/>	<input type="text"/>
American Indian or Alaska Native	0	<input type="text"/>	<input type="text"/>	<input type="text"/>
Asian	0	<input type="text"/>	<input type="text"/>	<input type="text"/>
Black or African American	0	<input type="text"/>	<input type="text"/>	<input type="text"/>
Native Hawaiian or Other Pacific Islander	0	<input type="text"/>	<input type="text"/>	<input type="text"/>
White	0	<input type="text"/>	<input type="text"/>	<input type="text" value="1"/>
Two or more races	0	<input type="text"/>	<input type="text"/>	<input type="text"/>
Race and ethnicity unknown	0	<input type="text"/>	<input type="text"/>	<input type="text" value="1"/>
Total women	0	0	0	2
Total (men+women)	0	0	0	3

Institution: Northland Pioneer College (105349)

User ID: P1053491

Part H - New Hires, Full-time Staff by Occupational Category

Number of Newly Hired Full-time Staff

(Hired full-time between November 1, 2020 - October 31, 2021)

- Report Hispanic/Latino individuals of any race as Hispanic/Latino
- Report race for non-Hispanic/Latino individuals only

Men

Race/ethnicity	<u>Management Occupations</u> 11-0000	<u>Business and Financial Operations Occupations</u> 13-0000	<u>Computer, Engineering, and Science Occupations</u> 15-0000 + 17-0000 + 19-0000	<u>Community, Social Service, Legal, Arts, Design, Entertainment, Sports, and Media Occupations</u> 21-0000 + 23-0000 + 27-0000	<u>Healthcare Practitioners and Technical Occupations</u> 29-0000
<u>Nonresident alien</u>	<input type="text"/>	<input type="text"/>	<input type="text"/>	<input type="text"/>	<input type="text"/>
<u>Hispanic/Latino</u>	<input type="text"/>	<input type="text" value="1"/>	<input type="text"/>	<input type="text"/>	<input type="text"/>
<u>American Indian or Alaska Native</u>	<input type="text"/>	<input type="text"/>	<input type="text"/>	<input type="text"/>	<input type="text"/>
<u>Asian</u>	<input type="text"/>	<input type="text"/>	<input type="text"/>	<input type="text"/>	<input type="text"/>
<u>Black or African American</u>	<input type="text"/>	<input type="text"/>	<input type="text"/>	<input type="text"/>	<input type="text"/>
<u>Native Hawaiian or Other Pacific Islander</u>	<input type="text"/>	<input type="text"/>	<input type="text" value="1"/>	<input type="text"/>	<input type="text"/>
<u>White</u>	<input type="text" value="3"/>	<input type="text" value="1"/>	<input type="text"/>	<input type="text" value="1"/>	<input type="text"/>
Two or more races	<input type="text"/>	<input type="text"/>	<input type="text"/>	<input type="text"/>	<input type="text"/>
<u>Race and ethnicity unknown</u>	<input type="text"/>	<input type="text" value="1"/>	<input type="text"/>	<input type="text"/>	<input type="text"/>
Total men	3	3	1	1	0

Women					
Race/ethnicity	<u>Management Occupations</u> 11-0000	<u>Business and Financial Operations Occupations</u> 13-0000	<u>Computer, Engineering, and Science Occupations</u> 15-0000 + 17-0000 + 19-0000	<u>Community, Social Service, Legal, Arts, Design, Entertainment, Sports, and Media Occupations</u> 21-0000 + 23-0000 + 27-0000	<u>Healthcare Practitioners and Technical Occupations</u> 29-0000
Nonresident alien	<input type="text"/>	<input type="text"/>	<input type="text"/>	<input type="text"/>	<input type="text"/>
Hispanic/Latino	<input type="text"/>	<input type="text"/>	<input type="text"/>	<input type="text"/>	<input type="text"/>
American Indian or Alaska Native	<input type="text"/>	<input type="text"/>	<input type="text"/>	<input type="text"/>	<input type="text"/>
Asian	<input type="text"/>	<input type="text"/>	<input type="text"/>	<input type="text"/>	<input type="text"/>
Black or African American	<input type="text"/>	<input type="text"/>	<input type="text"/>	<input type="text"/>	<input type="text"/>
Native Hawaiian or Other Pacific Islander	<input type="text"/>	<input type="text"/>	<input type="text"/>	<input type="text"/>	<input type="text"/>
White	<input type="text"/>	<input type="text" value="1"/>	<input type="text" value="1"/>	<input type="text"/>	<input type="text"/>
Two or more races	<input type="text"/>	<input type="text"/>	<input type="text"/>	<input type="text"/>	<input type="text"/>
Race and ethnicity unknown	<input type="text"/>	<input type="text"/>	<input type="text"/>	<input type="text"/>	<input type="text"/>
Total women	0	1	1	0	0
Total (men+women)	3	4	2	1	0

Institution: Northland Pioneer College (105349)

Part H - New Hires, Full-time Staff by Occupational Category

Number of Newly Hired Full-time Staff

(Hired full-time between November 1, 2020 - October 31, 2021)

- Report Hispanic/Latino individuals of any race as Hispanic/Latino
- Report race for non-Hispanic/Latino individuals only

Men

Race/ethnicity	<u>Service Occupations</u> 31-0000 + 33-0000 + 35-0000 + 37-0000 + 39-0000	<u>Sales and Related Occupations</u> 41-0000	<u>Office and Administrative Support Occupations</u> 43-0000	<u>Natural Resources, Construction, and Maintenance Occupations</u> 45-0000 + 47-0000 + 49-0000	<u>Production, Transportation, and Material Moving Occupations</u> 51-0000 + 53-0000	Grand Total (All full-time new hires)
<u>Nonresident alien</u>	<input type="text"/>	<input type="text"/>	<input type="text"/>	<input type="text"/>	<input type="text"/>	0
<u>Hispanic/Latino</u>	<input type="text"/>	<input type="text"/>	<input type="text"/>	<input type="text" value="1"/>	<input type="text"/>	2
<u>American Indian or Alaska Native</u>	<input type="text"/>	<input type="text"/>	<input type="text"/>	<input type="text"/>	<input type="text"/>	0
<u>Asian</u>	<input type="text"/>	<input type="text"/>	<input type="text"/>	<input type="text"/>	<input type="text"/>	0
<u>Black or African American</u>	<input type="text"/>	<input type="text"/>	<input type="text"/>	<input type="text"/>	<input type="text"/>	0
<u>Native Hawaiian or Other Pacific Islander</u>	<input type="text"/>	<input type="text"/>	<input type="text"/>	<input type="text"/>	<input type="text"/>	1
<u>White</u>	<input type="text"/>	<input type="text"/>	<input type="text"/>	<input type="text" value="3"/>	<input type="text"/>	9
Two or more races	<input type="text"/>	<input type="text"/>	<input type="text"/>	<input type="text"/>	<input type="text"/>	0
<u>Race and ethnicity unknown</u>	<input type="text"/>	<input type="text"/>	<input type="text"/>	<input type="text"/>	<input type="text"/>	1

Total men	0	0	0	4	0	13
------------------	----------	----------	----------	----------	----------	-----------

Women

Race/ethnicity	<u>Service Occupations</u> 31-0000 + 33-0000 + 35-0000 + 37-0000 + 39-0000	<u>Sales and Related</u> <u>Occupations</u> 41-0000	<u>Office and Administrative</u> <u>Support Occupations</u> 43-0000	<u>Natural Resources,</u> <u>Construction, and</u> <u>Maintenance Occupations</u> 45-0000 + 47-0000 + 49-0000	<u>Production, Transportation,</u> <u>and Material Moving</u> <u>Occupations</u> 51-0000 + 53-0000	Grand Total (All full-time new hires)
Nonresident alien	<input type="text"/>	<input type="text"/>	<input type="text"/>	<input type="text"/>	<input type="text"/>	0
Hispanic/Latino	<input type="text"/>	<input type="text"/>	<input type="text"/>	<input type="text"/>	<input type="text"/>	0
American Indian or Alaska Native	<input type="text"/>	<input type="text"/>	<input type="text"/>	<input type="text"/>	<input type="text"/>	0
Asian	<input type="text"/>	<input type="text"/>	<input type="text"/>	<input type="text"/>	<input type="text"/>	0
Black or African American	<input type="text"/>	<input type="text"/>	<input type="text"/>	<input type="text"/>	<input type="text"/>	0
Native Hawaiian or Other Pacific Islander	<input type="text"/>	<input type="text"/>	<input type="text" value="1"/>	<input type="text"/>	<input type="text"/>	1
White	<input type="text"/>	<input type="text"/>	<input type="text" value="5"/>	<input type="text"/>	<input type="text"/>	8
Two or more races	<input type="text"/>	<input type="text"/>	<input type="text"/>	<input type="text"/>	<input type="text"/>	0
Race and ethnicity unknown	<input type="text"/>	<input type="text"/>	<input type="text"/>	<input type="text"/>	<input type="text"/>	1
Total women	0	0	6	0	0	10
Total (men+women)	0	0	6	4	0	23

Institution: Northland Pioneer College (105349)

User ID: P1053491

Human Resources Survey Evaluation

Were any staff members difficult to categorize? If so, please explain in the box below.

There were some positions that were part-time but moved or categorized, as full-time staff which caused the large number in changes from 2020 to 2021.

Institution: Northland Pioneer College (105349)

User ID: P1053491

Prepared by

Prepared by

Reporting Reminders:

- The name of the preparer is being collected so that we can follow up with the appropriate person in the event that there are questions concerning the data.
- The Keyholder will be copied on all email correspondence to other preparers.
- The time it took to prepare this component is being collected so that we can continue to improve our estimate of the reporting burden associated with IPEDS.
- Please include in your estimate the time it took for you to review instructions, query and search data sources, complete and review the component, and submit the data through the Data Collection System.
- Thank you for your assistance.

This survey component was prepared by:

<input type="radio"/>	Keyholder	<input type="radio"/>	SFA Contact	<input checked="" type="radio"/>	HR Contact
<input type="radio"/>	Finance Contact	<input type="radio"/>	Academic Library Contact	<input type="radio"/>	Other

Name:

Email:

How many staff from your institution only were involved in the data collection and reporting process of this survey component?

Number of Staff (including yourself)

How many hours did you and others from your institution only spend on each of the steps below when responding to this survey component?
Exclude the hours spent collecting data for state and other reporting purposes.

Staff member	Collecting Data Needed	Revising Data to Match IPEDS Requirements	Entering Data	Revising and Locking Data
Your office	<input type="text" value="8.00"/> hours	<input type="text" value="6.00"/> hours	<input type="text" value="24.00"/> hours	<input type="text" value="12.00"/> hours
Other offices	<input type="text"/> hours	<input type="text"/> hours	<input type="text"/> hours	<input type="text"/> hours

Institution: Northland Pioneer College (105349)

User ID: P1053491

Summary

Human Resources Component Summary

IPEDS collects important information regarding your institution. All data reported in IPEDS survey components become available in the IPEDS Data Center and appear as aggregated data in various Department of Education reports. Additionally, some of the reported data appears specifically for your institution through the College Navigator website and is included in your institution's Data Feedback Report (DFR). The purpose of this summary is to provide you an opportunity to view some of the data that, when accepted through the IPEDS quality control process, will appear on the College Navigator website and/or your DFR. College Navigator is updated approximately three months after the data collection period closes and Data Feedback Reports will be available through the [Data Center](#) and sent to your institution's CEO in November 2021.

Please review your data for accuracy. If you have questions about the data displayed below after reviewing the data reported on the survey screens, please contact the IPEDS Help Desk at: 1-877-225-2568 or ipedshelp@rti.org.

**Number of staff by employment status and occupational category:
Fall 2021**

Occupational category	Reported values		FTE staff
	Number of full-time staff	Number of part-time staff	
Total number of staff	184	202	251
Instructional Staff	75	97	107
Primary Instruction	75	97	107
Exclusively credit	75	95	107
Exclusively not-for-credit	0	1	0
Combined credit/not-for-credit	0	1	0
Instruction/research/public service	0	0	0
Research Staff	0	0	0
Public Service Staff	0	0	0
Library and Student and Academic Affairs and Other Education Services Occupations SOC	13	97	45
Librarians, Curators, and Archivists SOC 25-4000	6	0	6

Archivists, Curators, and Museum Technicians SOC 25-4010	0	0	0
Librarians SOC 25-4020	2	0	2
Library Technicians SOC 25-4030	4	0	4
Student and Academic Affairs and Other Education Services Occupations SOC 25-2000 + 25-3000 + 25-9000	7	97	39
Management Occupations SOC 11-0000	16	0	16
Business and Financial Operations Occupations SOC 13-0000	13	1	13
Computer, Engineering, and Science Occupations SOC 15-0000 + 17-0000 + 19-0000	16	0	16
Community, Social Service, Legal, Arts, Design, Entertainment, Sports and Media Occupations SOC 21-0000 + 23-0000 + 27-0000	8	1	8
Healthcare Practitioners and Technical Occupations SOC 29-0000	0	0	0
Service Occupations SOC 31-0000 + 33-0000 + 35-0000 + 37-0000 + 39-0000	1	0	1
Sales and Related Occupations SOC 41-0000	0	0	0
Office and Administrative Support Occupations SOC 43-0000	29	6	31
Natural Resources, Construction, and Maintenance Occupations SOC 45-0000 + 47-0000 + 49-0000	12	0	12
Production, Transportation, and Material Moving Occupations SOC 51-0000 + 53-0000	1	0	1

NOTE: Full-time-equivalent (FTE) staff is calculated by summing the total number of full-time staff and adding one-third of the total number of part-time staff. Graduate assistants are not included in the above figures. Many of the FTE figures may be included in the DFR.

**Salaries of full-time instructional staff by contract length and academic rank:
Academic year**

Academic rank	Months Covered by Annual Salary				Total Staff for Salary reporting	Total Number of Months	Salary Outlays	Weighted Average Monthly Salaries
	12 months	11 months	10 months	9 months				
All Ranks	5		22	48	75	712	\$4,904,438	\$6,888
Professor								
Associate professor								
Assistant professor								
Instructor	5		22	48	75	712	\$4,904,438	\$6,888
Lecturer								
No academic rank								

NOTE: The above data are based on the Salary Outlays part of the IPEDS HR component. The Weighted average monthly salaries of full-time instructional staff by academic rank are calculated by adding the salary outlays reported for Men plus Women by academic rank, then dividing the sum by the "Total Number of Months" for Men plus Women by academic rank. Salaries of full-time instructional staff paid less than 9 months per year are not collected. Also, salaries of medical school staff are not collected. The weighted average monthly salaries may be included in the DFR.

Institution: Northland Pioneer College (105349)

User ID: P1053491

Edit Report

Human Resources

Source	Description	Severity	Resolved	Options
Screen: A1 - FT Instructional, Rank and Tenure - Annual Contract				
Screen Entry	The percent of these staff (men + women) whose race/ethnicity is unknown is greater than expected. Please correct your data or explain. (Error #1302)	Explanation	Yes	
Reason	Employee declined answering EEO data collection question(s).			
Screen: A1 - FT Instructional, Without Faculty Status				
Screen Entry	This number(0) is outside the expected range of between 1 and 30 based on the prior year value. Please correct your data or explain. (Error #1387)	Explanation	Yes	
Reason	Do not have an employee for this range.			
Screen: D - PT Staff, Occupation - 1				
Screen Entry	This number(97) is outside the expected range of between 34 and 68 based on the prior year value. Please correct your data or explain. (Error #1387)	Explanation	Yes	
Reason	NPC had a large change to Adjunct Faculty, to help with campus closure and moving to online courses. NPC experienced resignations or retirements due to COVID-19.			
Screen: D - PT Staff, Occupation - 2				
Screen Entry	This number(97) is outside the expected range of between 45 and 91 based on the prior year value. Please correct your data or explain. (Error #1387)	Explanation	Yes	
Reason	Small sample size causes volatility in the results.			
Screen Entry	This number(97) is outside the expected range of between 45 and 91 based on the prior year value. Please correct your data or explain. (Error #1387)	Explanation	Yes	

Reason	Small sample size causes volatility in the results.			
Screen: D - PT Staff, Occupation - 3				
Screen Entry	This number(0) is outside the expected range of between 1 and 30 based on the prior year value. Please correct your data or explain. (Error #1387)	Explanation	Yes	
Reason	Position was changed to full-time position.			
Screen Entry	This number(0) is outside the expected range of between 1 and 30 based on the prior year value. Please correct your data or explain. (Error #1387)	Explanation	Yes	
Reason	Positions were changed to full-time positions or phased out.			
Screen: D - PT Staff, Occupation - 4				
Screen Entry	This number(0) is outside the expected range of between 1 and 30 based on the prior year value. Please correct your data or explain. (Error #1387)	Explanation	Yes	
Reason	All or majority of positions were made full-time positions or unfilled			
Screen Entry	This number(0) is outside the expected range of between 1 and 30 based on the prior year value. Please correct your data or explain. (Error #1387)	Explanation	Yes	
Reason	Do not have part-time staff for this category. Incorrectly information that related to full-time positions in this section.			
Screen Entry	The percentage of part-time staff (men + women) reported across all occupational categories whose race/ethnicity is unknown is greater than expected. Please correct your data or explain. (Error #1358)	Explanation	Yes	
Reason	Due to COVID-19, NPC experienced closure and loss of part-time employees. Other positions were changed to full-time positions. Some positions remain open or filled by temporary workers who work 19 hours or less per week.			
Related Screens	D - PT Staff, Occupation - 4			
Screen: E - PT Staff, Occupation and Contract Length - 1				
Screen Entry	This number(0) is outside the expected range of between 1 and 30 based on the prior year value. Please correct your data or explain. (Error #1387)	Explanation	Yes	
Reason	Position open			

Screen Entry	This number(97) is outside the expected range of between 33 and 67 based on the prior year value. Please correct your data or explain. (Error #1387)	Explanation	Yes	
Reason	Adjunct Faculty - large number due to COVID 19, taught online courses to assist Faculty department			
Screen Entry	This number(196) is outside the expected range of between 90 and 184 based on the prior year value. Please correct your data or explain. (Error #1387)	Explanation	Yes	
Reason	Entered wrong information into the part-time section. Corrected the numbers in the full-time section.			
Screen: H - New Hires Instructional, Contract Length				
Screen Entry	This number is expected to be greater than zero. Please correct your data or explain. (Error #1392)	Explanation	Yes	
Reason	Do not have full-time permanent instructional staff.			

IPEDS 2021-22 Data Collection System

IPEDS HELP DESK (877) 225-2568 | ipedshelp@rti.org

OMB NO. 1850-0582 v.29 : Approval Expires 8/31/2022

User ID: P1053491

Fall Enrollment 2021-22

Institution: Northland Pioneer College (105349)

User ID: P1053491

Overview

Fall Enrollment Overview

The Fall Enrollment component collects student enrollment counts by level of student, enrollment status, gender and race/ethnicity. In addition, first-time student retention rates and the student-to-faculty ratio are collected. Enrollment by age is required in odd-numbered years, and enrollment by residence of first-time undergraduates is required in even-numbered years.

Institutions operating on a traditional academic year calendar (semester, trimester, quarter, or 4-1-4) report Fall enrollment as of the institution's official fall reporting date or October 15. Institutions operating on a calendar that differs by program or that enrolls students on a continuous basis (referred to as program reporters) report Fall enrollment as students enrolled any time during the period August 1 and October 31.

Data reporting reminders:

- Part B, Enrollment of students by age, is **required** this year.
- Part C, Residence of first-time degree/certificate-seeking undergraduates, is **optional** this year.
- For reporting students studying in consortium agreements, please refer to the Resource page at <https://nces.ed.gov/ipeds/report-your-data/data-tip-sheet-reporting-data-consortium-institutions>.

Changes to reporting for 2021-22:

There are no changes to this survey component.

Resources:

- To download the survey materials for this component: [Survey Materials](#)
- To access your prior year data submission for this component: [Reported Data](#)

If you have questions about completing this survey, please contact the **IPEDS Help Desk at 1-877-225-2568**.

Institution: Northland Pioneer College (105349)

Part Selection

Completion of Part C (Residence of First-Time Degree/Certificate-Seeking Undergraduates) is optional this year.

Do you wish to complete Part C this year?

If you select 'Yes', you will be expected to complete the Part C screens.

If you select 'No', you will skip Part C.

- No, I will not complete Part C
- Yes, I will complete Part C

Institution: Northland Pioneer College (105349)

User ID: P1053491

Part A - Fall Enrollment for Full-Time Undergraduate Students

Enrollment as of the institution's official fall reporting date or as of October 15, 2021

Full-time Undergraduate Students

Reporting Reminders:

- Report Hispanic/Latino individuals of any race as Hispanic/Latino
- Report race for non-Hispanic/Latino individuals only
- Even though Teacher Preparation certificate programs may require a bachelor's degree for admission, they are considered subbaccalaureate undergraduate programs, and students in these programs are undergraduate students.

Men

Enrolled for <u>credit</u>	<u>Degree/certificate-seeking</u>			Total degree/certificate-seeking	Non-degree/ non-certificate-seeking	Total, <u>Full-time</u> <u>undergraduate</u> students
	<u>First-time</u>	<u>Non-first-time</u>				
		<u>Transfer-in</u>	<u>Continuing/ Returning</u>			
<u>Nonresident alien</u>	0	0	0	0	0	0
<u>Hispanic/Latino</u>	1	3	5	9	26	35
<u>American Indian or Alaska Native</u>	6	7	15	28	13	41
<u>Asian</u>	0	0	1	1	0	1
<u>Black or African American</u>	0	0	0	0	0	0
<u>Native Hawaiian or Other Pacific Islander</u>	0	0	1	1	1	2
<u>White</u>	5	9	25	39	76	115
Two or more races	0	0	1	1	3	4
<u>Race and ethnicity unknown</u>	1	1	2	4	1	5
Total men	13	20	50	83	120	203
Total men prior year	13	30	62	105	140	245

Women

Enrolled for <u>credit</u>	<u>Degree/certificate-seeking</u>			Total degree/certificate-seeking	Non-degree/ non-certificate-seeking	Total, <u>Full-time</u> <u>undergraduate</u> students
	<u>First-time</u>	<u>Non-first-time</u>				
		<u>Transfer-in</u>	<u>Continuing/ Returning</u>			
<u>Nonresident alien</u>	0	0	0	0	0	0
<u>Hispanic/Latino</u>	2	2	5	9	11	20
<u>American Indian or Alaska Native</u>	7	26	40	73	20	93
<u>Asian</u>	1	1	0	2	3	5
<u>Black or African American</u>	0	0	0	0	0	0
<u>Native Hawaiian or Other Pacific Islander</u>	0	0	0	0	0	0
<u>White</u>	2	18	28	48	54	102
Two or more races	0	1	2	3	5	8
<u>Race and ethnicity unknown</u>	0	2	0	2	2	4
Total women	12	50	75	137	95	232
Total women prior year	11	54	91	156	123	279
Grand total (men+women)	25	70	125	220	215	435
Grand total (men+women) prior year	24	84	153	261	263	524

Institution: Northland Pioneer College (105349)

User ID: P1053491

Part A - Fall Enrollment for Part-time Undergraduate Students

Enrollment as of the institution's official fall reporting date or as of October 15, 2021

Part-time Undergraduate Students

Reporting Reminders:

- Report Hispanic/Latino individuals of any race as Hispanic/Latino
- Report race for non-Hispanic/Latino individuals only
- Even though Teacher Preparation certificate programs may require a bachelor's degree for admission, they are considered subbaccalaureate undergraduate programs, and students in these programs are undergraduate students.

Men

Enrolled for <u>credit</u>	<u>Degree/certificate-seeking</u>			Total degree/certificate-seeking	Non-degree/ non-certificate-seeking	Total, part-time <u>undergraduate</u> students
	<u>First-time</u>	<u>Non-first-time</u>				
		<u>Transfer-in</u>	<u>Continuing/ Returning</u>			
<u>Nonresident alien</u>	0	0	0	0	1	1
<u>Hispanic/Latino</u>	7	19	13	39	97	136
<u>American Indian or Alaska Native</u>	7	23	38	68	99	167
<u>Asian</u>	0	0	1	1	5	6
<u>Black or African American</u>	0	0	0	0	5	5
<u>Native Hawaiian or Other Pacific Islander</u>	0	0	1	1	0	1
<u>White</u>	10	55	76	141	388	529
Two or more races	1	1	2	4	14	18
<u>Race and ethnicity unknown</u>	5	4	2	11	15	26
Total men	30	102	133	265	624	889
Total men prior year	20	84	137	241	600	841

Women


Enrolled for <u>credit</u>	<u>Degree/certificate-seeking</u>			Total degree/certificate-seeking	Non-degree/ non-certificate-seeking	Total, part-time <u>undergraduate</u> students
	<u>First-time</u>	<u>Non-first-time</u>				
		<u>Transfer-in</u>	<u>Continuing/ Returning</u>			
<u>Nonresident alien</u>	0	0	0	0	0	0
<u>Hispanic/Latino</u>	1	31	46	78	136	214
<u>American Indian or Alaska Native</u>	10	112	146	268	222	490
<u>Asian</u>	1	4	3	8	2	10
<u>Black or African American</u>	0	1	0	1	7	8
<u>Native Hawaiian or Other Pacific Islander</u>	0	1	1	2	3	5
<u>White</u>	12	97	139	248	421	669
Two or more races	1	2	3	6	21	27
<u>Race and ethnicity unknown</u>	6	14	8	28	11	39
Total women	31	262	346	639	823	1,462
Total women prior year	27	269	327	623	712	1,335
Grand total (men+women)	61	364	479	904	1,447	2,351
Grand total (men+women) prior year	47	353	464	864	1,312	2,176


Institution: Northland Pioneer College (105349)

User ID: P1053491

Part A - Fall Enrollment by Distance Education Status

Enrollment as of the institution's official fall reporting date or as of October 15, 2021

	Undergraduate Students	
	Degree/certificate-seeking	Non-degree/non-certificate-seeking
 Enrolled <i>exclusively</i> in <u>distance education courses</u>	611	438
Enrolled in <i>at least one</i> but not all distance education courses	188	198
<i>Not enrolled</i> in any distance education courses	325	1,026
Total (from prior part A screens)	1,124	1,662

 You may use the box below to provide additional context for the data you have reported above. Context notes will be posted on the College Navigator website. Therefore, you should write all context notes using proper grammar (e.g., complete sentences with punctuation) and common language that can be easily understood by students and parents (e.g., spell out acronyms).

Institution: Northland Pioneer College (105349)

User ID: P1053491

Part A - Fall Enrollment by Distance Education Status

Of those students *exclusively* enrolled in distance education courses, report the number that are:

		Undergraduate Students	
		Degree/certificate-seeking	Non-degree/non-certificate-seeking
Located in	AZ	<input type="text" value="609"/>	<input type="text" value="437"/>
Located in the U.S. but not in	AZ	<input type="text" value="2"/>	<input type="text" value="1"/>
Located in the U.S. but state/jurisdiction unknown		<input type="text" value="0"/>	<input type="text" value="0"/>
Located outside the U.S.		<input type="text" value="0"/>	<input type="text" value="0"/>
Location unknown/unreported		0	0
Total students exclusively enrolled in distance education (from section above)		611	438

Institution: Northland Pioneer College (105349)

User ID: P1053491

Part A - Fall Enrollment Summary

Fall Enrollment Summary

Men

Students enrolled for credit	Total full-time students	Total part-time students	Grand total, all students
<u>Nonresident alien</u>	0	1	1
<u>Hispanic/Latino</u>	35	136	171
<u>American Indian or Alaska Native</u>	41	167	208
<u>Asian</u>	1	6	7
<u>Black or African American</u>	0	5	5
<u>Native Hawaiian or Other Pacific Islander</u>	2	1	3
<u>White</u>	115	529	644
Two or more races	4	18	22
<u>Race and ethnicity unknown</u>	5	26	31
Total men	203	889	1,092

Women

Students enrolled for credit	Total full-time students	Total part-time students	Grand total, all students
<u>Nonresident alien</u>	0	0	0
<u>Hispanic/Latino</u>	20	214	234
<u>American Indian or Alaska Native</u>	93	490	583
<u>Asian</u>	5	10	15
<u>Black or African American</u>	0	8	8

<u>Native Hawaiian or Other Pacific Islander</u>	0	5	5
<u>White</u>	102	669	771
Two or more races	8	27	35
<u>Race and ethnicity unknown</u>	4	39	43
Total women	232	1,462	1,694
Grand Total (men+women)	435	2,351	2,786

Institution: Northland Pioneer College (105349)

User ID: P1053491

Part B - Fall Enrollment by Age and Gender for Full-time Undergraduate Students

Enrollment as of the institution's official fall reporting date or as of October 15, 2021

Age	Full-time Undergraduate Students	
	Men	Women
Under 18	84	80
18-19	62	57
20-21	8	25
22-24	12	14
25-29	17	16
30-34	10	16
35-39	2	10
40-49	7	9
50-64	1	5
65 and over	0	0
Age unknown/unreported	0	0
Total full-time undergraduate students (from part A)	203	232

Institution: Northland Pioneer College (105349)

User ID: P1053491

Part B - Fall Enrollment by Age and Gender for Part-time Undergraduate Students

Enrollment as of the institution's official fall reporting date or as of October 15, 2021

Age	Part-time Undergraduate Students	
	Men	Women
Under 18	491	658
18-19	112	148
20-21	42	62
22-24	48	85
25-29	55	139
30-34	39	108
35-39	33	72
40-49	38	112
50-64	21	64
65 and over	10	14
Age unknown/unreported	0	0
Total part-time undergraduate students (from part A)	889	1,462


Institution: Northland Pioneer College (105349)

User ID: P1053491

Part C - Screening Question

Did any of your first-time degree/certificate-seeking undergraduate students (reported in Part A) enroll within 12 months of graduating high school or receiving their GED?

- No, we do not have any first-time students who enrolled within 12 months of their high school graduation.
- Yes, we have first-time students who enrolled within 12 months of their high school graduation.

 You may use the box below to provide additional context for the data you have reported above. Context notes will be posted on the College Navigator website. Therefore, you should write all context notes using proper grammar (e.g., complete sentences with punctuation) and common language that can be easily understood by students and parents (e.g., spell out acronyms).

Institution: Northland Pioneer College (105349)

User ID: P1053491

Part C - Residence of First-time Undergraduates

Enrollment as of the institution's official fall reporting date or as of October 15, 2021

NOTE: These data are **optional** this year.

Enter **at least one** zero, where applicable, to verify that the screen has not been skipped.

State of <u>residence</u> when student was first admitted	FIPS Code	ⓘ Total <u>first-time</u> degree/certificate-seeking undergraduates (1)	Of students in column 1, those who enrolled within 12 months of high school graduation or receiving their GED (2)
Alabama	01	<input type="text"/>	<input type="text"/>
Alaska	02	<input type="text"/>	<input type="text"/>
Arizona	04	<input type="text" value="85"/>	<input type="text" value="32"/>
Arkansas	05	<input type="text"/>	<input type="text"/>
California	06	<input type="text"/>	<input type="text"/>
Colorado	08	<input type="text"/>	<input type="text"/>
Connecticut	09	<input type="text"/>	<input type="text"/>
Delaware	10	<input type="text"/>	<input type="text"/>
District of Columbia	11	<input type="text"/>	<input type="text"/>
Florida	12	<input type="text"/>	<input type="text"/>
Georgia	13	<input type="text"/>	<input type="text"/>
Hawaii	15	<input type="text"/>	<input type="text"/>
Idaho	16	<input type="text"/>	<input type="text"/>
Illinois	17	<input type="text"/>	<input type="text"/>
Indiana	18	<input type="text"/>	<input type="text"/>

Iowa	19	<input type="text"/>	<input type="text"/>
Kansas	20	<input type="text"/>	<input type="text"/>
Kentucky	21	<input type="text"/>	<input type="text"/>
Louisiana	22	<input type="text"/>	<input type="text"/>
Maine	23	<input type="text"/>	<input type="text"/>

Institution: Northland Pioneer College (105349)

User ID: P1053491

Part C - Residence of First-time Undergraduates

Enrollment as of the institution's official fall reporting date or as of October 15, 2021NOTE: These data are **optional** this year.Enter **at least one** zero, where applicable, to verify that the screen has not been skipped.

State of <u>residence</u> when student was first admitted	FIPS Code	Total <u>first-time</u> degree/certificate-seeking undergraduates (1)	Of students in column 1, those who enrolled within 12 months of high school graduation or receiving their GED (2)
Maryland	24	<input type="text"/>	<input type="text"/>
Massachusetts	25	<input type="text"/>	<input type="text"/>
Michigan	26	<input type="text"/>	<input type="text"/>
Minnesota	27	<input type="text"/>	<input type="text"/>
Mississippi	28	<input type="text"/>	<input type="text"/>
Missouri	29	<input type="text"/>	<input type="text"/>
Montana	30	<input type="text"/>	<input type="text"/>
Nebraska	31	<input type="text"/>	<input type="text"/>
Nevada	32	<input type="text"/>	<input type="text"/>
New Hampshire	33	<input type="text"/>	<input type="text"/>
New Jersey	34	<input type="text"/>	<input type="text"/>
New Mexico	35	<input type="text"/>	<input type="text"/>
New York	36	<input type="text"/>	<input type="text"/>
North Carolina	37	<input type="text"/>	<input type="text"/>
North Dakota	38	<input type="text"/>	<input type="text"/>

Ohio	39		<input type="text"/>	<input type="text"/>
Oklahoma	40		<input type="text"/>	<input type="text"/>
Oregon	41		<input type="text"/>	<input type="text"/>
Pennsylvania	42		<input type="text"/>	<input type="text"/>
Rhode Island	44		<input type="text" value="0"/>	<input type="text" value="0"/>

Institution: Northland Pioneer College (105349)


User ID: P1053491

Part C - Residence of First-time Undergraduates

Enrollment as of the institution's official fall reporting date or as of October 15, 2021NOTE: These data are **optional** this year.Enter **at least one** zero, where applicable, to verify that the screen has not been skipped.

State of <u>residence</u> when student was first admitted	FIPS Code	Total <u>first-time</u> degree/certificate-seeking undergraduates (1)	Of students in column 1, those who enrolled within 12 months of high school graduation or receiving their GED (2)
South Carolina	45	<input type="text"/>	<input type="text"/>
South Dakota	46	<input type="text"/>	<input type="text"/>
Tennessee	47	<input type="text"/>	<input type="text"/>
Texas	48	<input type="text"/>	<input type="text"/>
Utah	49	<input type="text"/>	<input type="text"/>
Vermont	50	<input type="text"/>	<input type="text"/>
Virginia	51	<input type="text"/>	<input type="text"/>
Washington	53	<input type="text"/>	<input type="text"/>
West Virginia	54	<input type="text"/>	<input type="text"/>
Wisconsin	55	<input type="text"/>	<input type="text"/>
Wyoming	56	<input type="text"/>	<input type="text"/>
<u>State Unknown</u>	57	<input type="text"/>	<input type="text"/>
American Samoa	60	<input type="text"/>	<input type="text"/>
Federated States of Micronesia	64	<input type="text"/>	<input type="text"/>
Guam	66	<input type="text"/>	<input type="text"/>

Marshall Islands	68	<input type="text"/>	<input type="text"/>
Northern Marianas	69	<input type="text"/>	<input type="text"/>
Palau	70	<input type="text"/>	<input type="text"/>
Puerto Rico	72	<input type="text"/>	<input type="text"/>
Virgin Islands	78	<input type="text"/>	<input type="text"/>
Foreign Countries	90	<input type="text" value="1"/>	<input type="text" value="1"/>
Residence unknown/unreported	98	0	
Total first-time degree/certificate-seeking undergraduates (from Part A)		86	33

 You may use the box below to provide additional context for the data you have reported above. Context notes will be posted on the College Navigator website. Therefore, you should write all context notes using proper grammar (e.g., complete sentences with punctuation) and common language that can be easily understood by students and parents (e.g., spell out acronyms).

Institution: Northland Pioneer College (105349)

User ID: P1053491

Part D - Total Undergraduate Entering Class

Total Undergraduate Entering Class, Fall 2021

D1	Total full-time, first-time degree/certificate-seeking <u>undergraduates</u> from Part A (GR <u>cohort</u>)	25
D2	Total <u>first-time</u> degree/certificate-seeking undergraduates (full-time + part-time) from Part A	86
D3	Total <u>transfer-in (non-first-time entering)</u> , degree/certificate-seeking undergraduates (full-time + part-time) from Part A	434
D4	Total <u>non-degree/non-certificate-seeking</u> undergraduates (full-time + part-time) from Part A	1,662
D5	Of the total non-degree/non-certificate-seeking undergraduates displayed on line D4, the number that are new to the institution in Fall 2021	79
D6	Total <u>entering students</u> at the undergraduate level Note: This is calculated as first-time students (line D2) + students transferring to the institution (line D3) + non-degree/non-certificate-seeking undergraduates entering in Fall 2021 (line D5).	599
D7	Percentage of undergraduate entering class represented by your GR <u>cohort</u> (line D1/line D6)	4

Institution: Northland Pioneer College (105349)

User ID: P1053491

Part E - First-Time Student Cohort Retention Rates (Full-time)

Retention Rates - Full-time, First-time Degree/Certificate-Seeking Cohort from Fall 2020



The Fall 2020 cohort is preloaded based on data reported in the prior year Fall Enrollment survey component.

Academic reporters report retention data as of the institution's official fall reporting date or as of October 15. Program reporters determine the cohort with enrollment any time between August 1 and October 31, 2020 and retention based on August 1, 2021.

The retention rate is calculated by the system after clicking "Save" on the screen. Exclusions are subtracted from the original cohort and the resulting adjusted cohort is used for calculating the retention rate.

Retention Data Reporting Reminders:

- Include only **full-time, first-time degree/certificate-seeking** students in this cohort.
- Determine full-time using Fall 2020 attendance status (e.g., if a student was full-time in Fall 2020, report them in the full-time cohort regardless of Fall 2021 status).
- If there are no students to report in the cohort, enter zero. Do not leave the field blank.
- Report in the exclusions box (line E2a) the number of students from the cohort who left the institution for any of the following reasons: died or were totally and permanently disabled; to serve in the armed forces (including those called to active duty); to serve with a foreign aid service of the Federal Government (e.g., Peace Corps); or to serve on official church missions.
- Report in the inclusion box (line E2b) first-time bachelor's-seeking study abroad students who were excluded from the first-time cohort (line E1) but who have re-enrolled at the institution their second year.

FULL-TIME, FIRST-TIME COHORT RETENTION:		Preloaded cohort		Prior year data (Fall 2019 cohort)	
E1	Full-time, first-time Fall 2020 cohort	24	<input type="text" value="24"/> 	40	
E2a	<u>Exclusions</u> from the Fall 2020 cohort		<input type="text" value="0"/>	0	
E2b	Inclusions to the Fall 2020 cohort		<input type="text" value="0"/>	0	
E3	Adjusted Fall 2020 cohort (line E1 - E2a + E2b)		24	40	
E4	Students from Fall 2020 cohort who are still enrolled + students from Fall 2020 cohort who completed their program as of Fall 2021		<input type="text" value="10"/> 	12	
E5	Full-time, first-time Fall 2020 cohort retention rate (line E4 / line E3)		42 %	30 %	



The notes below provide context for the data you've reported above and **may** be posted on the College Navigator website.

Choose one option that best explains your data or choose "Not Applicable" if you do not wish to provide context notes. If none of the options provided explain your institution's data, then choose "Other" and write your own context notes. Therefore, you should write all context notes using proper grammar (e.g., complete sentences with punctuation) and common language that can be easily understood by students and parents (e.g., spell out acronyms).

Not Applicable 

Institution: Northland Pioneer College (105349)

User ID: P1053491

Part E - First-Time Student Cohort Retention Rates (Part-time)

Retention Rates - Part-time, First-time Degree/Certificate-Seeking Cohort from Fall 2020



The Fall 2020 cohort is preloaded based on data reported in the prior year Fall Enrollment survey component.

Academic reporters report retention data as of the institution's official fall reporting date or as of October 15. Program reporters determine the cohort with enrollment any time between August 1 and October 31, 2020 and retention based on August 1, 2021.

The retention rate is calculated by the system after clicking "Save" on the screen. Exclusions are subtracted from the original cohort and the resulting adjusted cohort is used for calculating the retention rate.

Retention Data Reporting Reminders:

- Include only **part-time, first-time degree/certificate-seeking** students in this cohort.
- Determine part-time using Fall 2020 attendance status (e.g., if a student was part-time in Fall 2020, report them in the part-time cohort regardless of their Fall 2021 status).
- If there are no students to report in the cohort, enter zero. Do not leave the field blank.
- Report in the exclusions box (line E7a) the number of students from the cohort who left the institution for any of the following reasons: died or were totally and permanently disabled; to serve in the armed forces (including those called to active duty); to serve with a foreign aid service of the Federal Government (e.g., Peace Corps); or to serve on official church missions.
- Report in the inclusion box (line E7b) first-time bachelor's-seeking study abroad students who were excluded from the first-time cohort (line E6) but who have re-enrolled at the institution their second year.

PART-TIME, FIRST-TIME COHORT RETENTION:		Preloaded cohort		Prior year data (Fall 2019 cohort)	
E6	Part-time, first-time Fall 2020 cohort	47	<input type="text" value="47"/> 	86	
E7a	<u>Exclusions</u> from the Fall 2020 cohort		<input type="text" value="0"/>	0	
E7b	Inclusions to the Fall 2020 cohort		<input type="text" value="0"/>	0	
E8	Adjusted Fall 2020 cohort (line E6 - E7a + E7b)		47	86	
E9	Students from Fall 2020 cohort who are still enrolled + students from Fall 2020 cohort who completed their program as of Fall 2021		<input type="text" value="13"/> 	25	
E10	Part-time, first-time Fall 2020 cohort retention rate (line E9 / line E8)		28 %	29 %	



The notes below provide context for the data you've reported above and **may** be posted on the College Navigator website.

Choose one option that best explains your data or choose "Not Applicable" if you do not wish to provide context notes. If none of the options provided explain your institution's data, then choose "Other" and write your own context notes. Therefore, you should write all context notes using proper grammar (e.g., complete sentences with punctuation) and common language that can be easily understood by students and parents (e.g., spell out acronyms).

Not Applicable 

Institution: Northland Pioneer College (105349)

User ID: P1053491

Part F - Student-to-Faculty Ratio

Student-to-Faculty Ratio

Please provide your institution's student-to-faculty ratio (i.e., student-to-instructional staff) for undergraduate programs for Fall 2021. The student-to-faculty ratio and any accompanying context that is provided will be displayed on College Navigator.

Note: Logic in this item is similar to item I-2 from the Common Data Set data collection.

Click [here](#) to use a worksheet to help you determine the student-to-faculty ratio


Student-to-faculty ratio

to 1

Student-to-faculty ratio prior year

14

to 1

 You may use the box below to provide additional context for the data you have reported above. Context notes will be posted on the College Navigator website. Therefore, you should write all context notes using proper grammar (e.g., complete sentences with punctuation) and common language that can be easily understood by students and parents (e.g., spell out acronyms).

Institution: Northland Pioneer College (105349)

User ID: P1053491

Prepared by

Reporting Reminders:

- The name of the preparer is being collected so that we can follow up with the appropriate person in the event that there are questions concerning the data.
- The Keyholder will be copied on all email correspondence to other preparers.
- The time it took to prepare this component is being collected so that we can continue to improve our estimate of the reporting burden associated with IPEDS.
- Please include in your estimate the time it took for you to review instructions, query and search data sources, complete and review the component, and submit the data through the Data Collection System.
- Thank you for your assistance.

This survey component was prepared by:

<input checked="" type="radio"/>	Keyholder	<input type="radio"/>	SFA Contact	<input type="radio"/>	HR Contact
<input type="radio"/>	Finance Contact	<input type="radio"/>	Academic Library Contact	<input type="radio"/>	Other

Name:

Email:

How many staff from your institution only were involved in the data collection and reporting process of this survey component?

Number of Staff (including yourself)

How many hours did you and others from your institution only spend on each of the steps below when responding to this survey component?
Exclude the hours spent collecting data for state and other reporting purposes.

Staff member	Collecting Data Needed	Revising Data to Match IPEDS Requirements	Entering Data	Revising and Locking Data
Your office	<input type="text" value="7.00"/> hours	<input type="text" value="6.00"/> hours	<input type="text" value="1.00"/> hours	<input type="text"/> hours
Other offices	<input type="text"/> hours	<input type="text"/> hours	<input type="text"/> hours	<input type="text"/> hours

Institution: Northland Pioneer College (105349)

User ID: P1053491

Summary

Fall Enrollment Survey Summary

IPEDS collects important information regarding your institution. All data reported in IPEDS survey components become available in the IPEDS Data Center and appear as aggregated data in various Department of Education reports. Additionally, some of the reported data appears specifically for your institution through the College Navigator website and is included in your institution's Data Feedback Report (DFR). The purpose of this summary is to provide you an opportunity to view some of the data that, when accepted through the IPEDS quality control process, will appear on the College Navigator website and/or your DFR. College Navigator is updated approximately three months after the data collection period closes and Data Feedback Reports will be available through the [Data Center](#) and sent to your institution's CEO in November 2021.

Please review your data for accuracy. If you have questions about the data displayed below after reviewing the data reported on the survey screens, please contact the IPEDS Help Desk at: 1-877-225-2568 or ipedshelp@rti.org.

Less-Than-Four-Year Institutions

Undergraduate Student Enrollment	
Total enrollment	2,786
Transfer-in enrollment	434
Student-to-faculty ratio	12 to 1

Undergraduate Student Characteristics	
Percent of undergraduates who are female	61%
Percent of undergraduates who are full-time	16%
Percent of undergraduates by race/ethnicity:	
American Indian or Alaska Native	28%
Asian	1%
Black or African American	0%
Hispanic/Latino	15%
Native Hawaiian or Pacific Islander	0%
White	51%
Two or More Races	2%
Race and ethnicity unknown	3%
Nonresident alien	0%

Percent of undergraduate students by age:	
24 and under	71%
25 and over	29%
Age unknown	0%

Undergraduate Retention and Graduation Rate Cohort	
First-time, full-time student retention rate	42%
First-time, part-time retention rate	28%
Graduation rate cohort as percent of total entering students	4%

Institution: Northland Pioneer College (105349)

User ID: P1053491

[Edit Report](#)

Fall Enrollment

There are no errors for the selected survey and institution.

IPEDS 2021-22 Data Collection System

IPEDS HELP DESK (877) 225-2568 | ipedshelp@rti.org

OMB NO. 1850-0582 v.29 : Approval Expires 8/31/2022

User ID: P1053491

Finance 2021-22

Institution: Northland Pioneer College (105349)

User ID: P1053491

Overview

Overview

The purpose of the IPEDS Finance component is to collect basic financial information from items associated with the institution's General Purpose Financial Statements.

Data Reporting Reminder:

- Report data to accurately reflect the time period corresponding with the IPEDS survey component, even if such reporting is seemingly inconsistent with prior-year reporting. For example, if a summer term began later than usual due to Coronavirus Pandemic postponements, continue to report using the timeframes as defined in the IPEDS instructions. NCES expects that some data reported during the 2021-22 data collection year will vary from established prior trends due to the impacts of Coronavirus Pandemic. If an error edit is triggered even when submitting accurate data, please indicate in the corresponding context box or verbally to the Help Desk that the seemingly inconsistent data are accurate and reflect the effects of Coronavirus Pandemic.

Changes to reporting for 2021-22:

- There are no changes to the 2021-22 collection.

Resources:

- To download the survey materials for this component: [Survey Materials](#)
- To access your prior year data submission for this component: [Reported Data](#)

If you have questions about completing this survey, please contact the **IPEDS Help Desk at (877) 225-2568**.

Institution: Northland Pioneer College (105349)

User ID: P1053491

Finance - Public Institutions' Reporting Standard

Reporting Standard

Please indicate which reporting standards are used to prepare your financial statements:

- GASB (Governmental Accounting Standards Board), using standards of GASB 34 & 35
- FASB (Financial Accounting Standards Board)

Please consult your business officer for the correct response before saving this screen. Your response to this question will determine the forms you will receive for reporting finance data.

Institution: Northland Pioneer College (105349)

User ID: P1053491

Finance - Public Institutions Using GASB Standards

General Information: GASB-Reporting Institutions (aligned form)

Reporting Reminder:

- To the extent possible, the finance data requested in this report should be provided from your institution's audited General Purpose Financial Statements (GPFS).
- Please refer to the instructions specific to each screen of the survey for details and references.


1. Fiscal Year Calendar

This report covers financial activities for the 12-month fiscal year: (The fiscal year reported should be the most recent fiscal year ending before October 1, 2021.)

Beginning: month/year (MMYYYY)	Month: <input type="text" value="7"/>	Year: <input type="text" value="2020"/>
And ending: month/year (MMYYYY)	Month: <input type="text" value="6"/>	Year: <input type="text" value="2021"/>

2. Audit Opinion

Did your institution receive an unqualified opinion on its General Purpose Financial Statements from your auditor for the fiscal year noted above? (If your institution is audited only in combination with another entity, answer this question based on the audit of that entity.)

- Unqualified
  Qualified (Explain in box below)
 Don't know OR in progress (Explain in box below)

3. Reporting Model

GASB Statement No. 34 offers three alternative reporting models for special-purpose governments like colleges and universities. Which model is used by your institution?

- Business-type activities
 Governmental Activities
 Governmental Activities with Business-Type Activities

4. Intercollegiate Athletics

a) If your institution participates in intercollegiate athletics, are the expenses accounted for as auxiliary enterprises or treated as student services?

- Auxiliary enterprises
 Student services
 Does not participate in intercollegiate athletics
 Other (specify in box below)

b) If your institution participates in intercollegiate athletics, indicate the category where these revenues are included (check all that apply):

- Sales and services of educational activities
- Sales and services of auxiliary enterprises
- Does not have intercollegiate athletics revenue
- Other (specify in box below)

5. Endowment Assets

Does this institution or any of its foundations or other affiliated organizations own endowment assets ?

- No
- Yes - (report endowment assets)

6. Pension


Does your institution include defined benefit pension liabilities, expenses, and/or deferrals in its General Purpose Financial Statements?

- No
-  Yes

7. Postemployment Benefits Other than Pension (OPEB)

Does your institution include postemployment benefits other than pension (OPEB) liabilities, expenses, and/or deferrals in its General Purpose Financial Statements?

- No
- Yes

 You may use the box below to provide additional context for the data you have reported above. Context notes will be posted on the College Navigator website. Therefore, you should write all context notes using proper grammar (e.g., complete sentences with punctuation) and common language that can be easily understood by students and parents (e.g., spell out acronyms).

Institution: Northland Pioneer College (105349)

User ID: P1053491


Part A - Statement of Net Position Page 1

Fiscal Year: July 1, 2020 - June 30, 2021

If your institution is a parent institution then the amounts reported in Parts A and D should include ALL of your child institutions

Line no.		Current year amount	Prior year amount
<u>Assets</u>			
01	Total <u>current assets</u>	86,022,775	77,232,858
31	Depreciable <u>capital assets</u> , net of depreciation	34,305,046	36,504,569
04	Other noncurrent assets CV=[A05-A31]	2,289,452	2,200,309
05	Total <u>noncurrent assets</u>	36,594,498	38,704,878
06	Total assets CV=(A01+A05)	122,617,273	115,937,736
19	<u>Deferred outflows of resources</u>	3,670,387	1,823,604
<u>Liabilities</u>			
07	<u>Long-term debt, current portion</u>	0	0
08	Other current liabilities CV=(A09-A07)	3,117,662	3,103,593
09	Total <u>current liabilities</u>	3,117,662	3,103,593
10	<u>Long-term debt</u>	0	0

11	Other noncurrent liabilities CV=(A12-A10)	20,096,362	17,276,201
12	Total <u>noncurrent liabilities</u>	20,096,362	17,276,201
13	Total liabilities CV=(A09+A12)	23,214,024	20,379,794
20	<u>Deferred inflows of resources</u>	428,122	1,537,390
<u>Net Position</u>			
14	<u>Invested in capital assets, net of related debt</u>	35,863,021	37,439,475
15	<u>Restricted-expendable</u>	253,816	12,414
16	<u>Restricted-nonexpendable</u>	12,414	253,521
17	<u>Unrestricted</u> CV=[A18-(A14+A15+A16)]	66,516,263	58,138,746
18	<u>Net position</u> CV=[(A06+A19)-(A13+A20)]	102,645,514	95,844,156

 You may use the box below to provide additional context for the data you have reported above. Context notes will be posted on the College Navigator website. Therefore, you should write all context notes using proper grammar (e.g., complete sentences with punctuation) and common language that can be easily understood by students and parents (e.g., spell out acronyms).


Institution: Northland Pioneer College (105349)

User ID: P1053491

Part A - Statement of Net Position Page 2

Fiscal Year: July 1, 2020 - June 30, 2021

Line No.	Description	Ending balance	Prior year Ending balance
<u>Capital Assets</u>			
21	<u>Land and land improvements</u>	733,365	733,365
22	<u>Infrastructure</u>	10,864,676	11,897,923
23	<u>Buildings</u>	43,468,174	43,468,174
32	Equipment, including art and <u>library collections</u>	9,068,504	9,659,232
27	<u>Construction in progress</u>	824,610	201,541
	Total for Plant, Property and Equipment CV = (A21+ .. A27)	64,959,329	65,960,235
28	<u>Accumulated depreciation</u>	29,095,308	28,520,760
33	Intangible assets, net of accumulated amortization	0	0
34	Other capital assets	0	0

 You may use the box below to provide additional context for the data you have reported above. Context notes will be posted on the College Navigator website. Therefore, you should write all context notes using proper grammar (e.g., complete sentences with punctuation) and common language that can be easily understood by students and parents (e.g., spell out acronyms).

Institution: Northland Pioneer College (105349)


User ID: P1053491

Part D - Summary of Changes In Net Position

Fiscal Year: July 1, 2020 - June 30, 2021

If your institution is a parent institution then the amounts reported in Parts A and D should include ALL of your child institutions

Line No.	Description	Current year amount	Prior year amount
01	Total revenues and other additions for this institution AND all of its child institutions	38,111,809	38,749,783
02	Total expenses and deductions for this institution AND all of its child institutions	31,310,451	30,605,101
03	Change in net position during year CV=(D01-D02)	6,801,358	8,144,682
04	<u>Net position</u> beginning of year for this institution AND all of its child institutions	95,844,156	87,699,474
05	<u>Adjustments to beginning net position</u> and other gains or losses CV=[D06-(D03+D04)]	0	0
06	Net position end of year for this institution AND all of its child institutions (from A18)	102,645,514	95,844,156

 You may use the box below to provide additional context for the data you have reported above. Context notes will be posted on the College Navigator website. Therefore, you should write all context notes using proper grammar (e.g., complete sentences with punctuation) and common language that can be easily understood by students and parents (e.g., spell out acronyms).

Institution: Northland Pioneer College (105349)


User ID: P1053491

Part E-1 - Scholarships and Fellowships

Fiscal Year: July 1, 2020 - June 30, 2021

Do not report Federal Direct Student Loans (FDSL) anywhere in this section.

Line No.	Scholarships and Fellowships	Current year amount	Prior year amount
01	<u>Pell grants</u> (federal)	1,846,408	2,216,978
02	<u>Other federal grants</u> (Do NOT include FDSL amounts)	<input checked="" type="checkbox"/> 587,735	282,216
03	<u>Grants by state government</u>	35,912	18,743
04	<u>Grants by local government</u>	206,676	403,963
05	<u>Institutional grants from restricted resources</u>	176,312	40,990
06	<u>Institutional grants from unrestricted resources</u> CV=[E07-(E01+...+E05)]	2,587,709	1,887,816
07	Total revenue that funds scholarships and fellowships	5,440,752	4,850,706
<u>Discounts and Allowances</u>			
08	<u>Discounts and allowances</u> applied to <u>tuition and fees</u>	3,366,733	2,578,943
09	<u>Discounts and allowances</u> applied to sales and services of <u>auxiliary enterprises</u>	16,412	24,513
10	Total discounts and allowances CV=(E08+E09)	3,383,145	2,603,456
11	Net scholarships and fellowships expenses after deducting discounts and allowances CV= (E07-E10) This amount will be carried forward to C10 of the expense section.	2,057,607	2,247,250

 You may use the box below to provide additional context for the data you have reported above. Context notes will be posted on the College Navigator website. Therefore, you should write all context notes using proper grammar (e.g., complete sentences with punctuation) and common language that can be easily understood by students and parents (e.g., spell out acronyms).

Institution: Northland Pioneer College (105349)

User ID: P1053491

Part E-2 - Sources of Discounts and Allowances

Fiscal Year: July 1, 2020 - June 30, 2021

Line No.	Source of Discounts and Allowances	Amount of Source Applied to:					
		Tuition and fees discounts allowances		Auxiliary enterprises discounts allowances		Total discounts allowances	
		Current year amount	Prior year amount	Current year amount	Prior year amount	Current year amount	Prior year amount
12	Pell grants (federal)	<input checked="" type="checkbox"/> 811,678	2,216,978	<input type="checkbox"/> 0	0	811,678	2,216,978
13	Other federal grants (Do NOT include FDSL amounts)	<input checked="" type="checkbox"/> 725,478	282,216	<input type="checkbox"/> 0	0	725,478	282,216
14	Grants by state government	<input checked="" type="checkbox"/> 42,648	18,743	<input type="checkbox"/> 0	0	42,648	18,743
15	Grants by local government	<input checked="" type="checkbox"/> 1,786,929	61,006	<input checked="" type="checkbox"/> 16,412	963	1,803,341	61,969
16	Endowments and gifts	<input type="checkbox"/> 0	0	<input type="checkbox"/> 0	0	0	0
17	Other institutional sources CV=[E18-(E12+E13+ ... +E16)]	0	0	0	23,550	0	23,550
18	Total (from Part E1 line 8, 9 and 10)	3,366,733	2,578,943	16,412	24,513	3,383,145	2,603,456

Institution: Northland Pioneer College (105349)

User ID: P1053491

Part B - Revenues by Source (1)

Fiscal Year: July 1, 2020 - June 30, 2021

Line No.	Source of Funds	Current year amount	Prior year amount
<u>Operating Revenues</u>			
01	<u>Tuition and fees</u> , after deducting <u>discounts and allowances</u>	1,169,747	2,320,187
Grants and contracts - operating			
02	Federal operating grants and contracts	0	0
03	State operating grants and contracts	1,342,200	925,413
04	Local government/private operating grants and contracts	1,394,360	1,717,356
04a	Local government operating grants and contracts	1,394,360	1,717,356
04b	Private operating grants and contracts	0	0
05	Sales and services of <u>auxiliary enterprises</u> , after deducting <u>discounts and allowances</u>	25,106	29,420
26	<u>Sales and services of educational activities</u>	26,908	103,358
08	Other sources - operating (CV) CV =[B09-(B01++B26)]	162,094	131,234
09	Total operating revenues	4,120,415	5,226,968

Institution: Northland Pioneer College (105349)

User ID: P1053491

Part B - Revenues by Source (2)

Fiscal Year: July 1, 2020 - June 30, 2021


Line No.	Source of funds	Current year amount	Prior year amount
<u>Nonoperating Revenues</u>			
10	Federal <u>appropriations</u>	0	0
11	State <u>appropriations</u>	10,990,474	11,548,300
12	<u>Local appropriations, education district taxes, and similar support</u>	15,645,227	15,470,410
Grants-nonoperating			
13	Federal nonoperating grants Do NOT include Federal Direct Student Loans	6,011,021	4,308,940
14	State nonoperating grants	664,780	533,294
15	Local government nonoperating grants	0	0
16	<u>Gifts, including contributions from affiliated organizations</u>	264,994	444,916
17	<u>Investment income</u>	414,898	1,216,955
18	Other nonoperating revenues CV=[B19-(B10+...+B17)]	0	0
19	Total nonoperating revenues	33,991,394	33,522,815
27	Total operating and nonoperating revenues CV=[B19+B09]	38,111,809	38,749,783
28	<u>12-month Student FTE from E12</u>	1,421	1,462
29	Total operating and nonoperating revenues per student FTE CV=[B27/B28]	26,820	26,505

Institution: Northland Pioneer College (105349)

User ID: P1053491

Part B - Revenues by Source (3)

Fiscal Year: July 1, 2020 - June 30, 2021			
Line No.	Source of funds	Current year amount	Prior year amount
Other Revenues and Additions			
20	<u>Capital appropriations</u>	<input type="text" value="0"/>	0
21	<u>Capital grants and gifts</u>	<input type="text" value="0"/>	0
22	<u>Additions to permanent endowments</u>	<input type="text" value="0"/>	0
23	Other revenues and additions CV =[B24-(B20+...+B22)]	0	0
24	Total other revenues and additions CV =[B25-(B9+B19)]	0	0
25	Total all revenues and other additions	<input type="text" value="38,111,809"/>	38,749,783

 You may use the box below to provide additional context for the data you have reported above. Context notes will be posted on the College Navigator website. Therefore, you should write all context notes using proper grammar (e.g., complete sentences with punctuation) and common language that can be easily understood by students and parents (e.g., spell out acronyms).

Institution: Northland Pioneer College (105349)

User ID: P1053491

Part C-1 - Expenses by Functional Classification

Fiscal Year: July 1, 2020 - June 30, 2021
Report Total Operating AND Nonoperating Expenses in this section

Line No.	Expense: Functional Classifications	Total amount	Prior Year Total Amount	Salaries and wages	Prior Year Salaries and wages
		(1)		(2)	
01	<u>Instruction</u>	11,056,833	11,427,021	7,540,115	7,501,437
02	<u>Research</u>	0	0	0	0
03	<u>Public service</u>	<input checked="" type="checkbox"/> 0	121,966	0	15,351
05	<u>Academic support</u>	1,259,165	1,258,779	848,857	754,605
06	<u>Student services</u>	2,214,514	3,007,465	1,315,907	1,309,718
07	<u>Institutional support</u>	13,164,776	10,232,379	4,702,079	4,149,444
10	<u>Scholarships and fellowships expenses,</u> net of <u>discounts and allowances</u> (from Part E-1, line 11)	2,057,607	2,247,250		
11	<u>Auxiliary enterprises</u>	171,245	222,023	104,749	114,977
14	Other Functional Expenses and deductions CV=[C19-(C01+...+C11)]	1,386,311	2,088,218	467,361	433,398
19	Total expenses and deductions	31,310,451	30,605,101	14,979,068	14,278,930


Institution: Northland Pioneer College (105349)

User ID: P1053491

Part C-2 - Expenses by Natural Classification

Fiscal Year: July 1, 2020 - June 30, 2021

Line No.	Expense: Natural Classifications	Total Amount	Prior year amount
19-2	<u>Salaries and Wages</u> (from Part C-1,Column 2 line 19).	14,979,068	14,278,930
19-3	<u>Benefits</u>	4,436,871	3,947,580
19-4	<u>Operation and Maintenance of Plant</u> (as a natural expense).	1,938,098	1,597,035
19-5	<u>Depreciation</u>	2,527,514	2,272,980
19-6	<u>Interest</u>	0	0
19-7	<u>Other Natural Expenses and Deductions</u> CV=[C19-1 - (C19-2 + ... + C19-6)]	7,428,900	8,508,576
19-1	Total Expenses and Deductions (from Part C-1, Line 19)	31,310,451	30,605,101
20-1	<u>12-month Student FTE</u> (from E12 survey).	1,421	1,462
21-1	Total expenses and deductions per student FTE CV=[C19-1/C20-1]	22,034	20,934

 You may use the box below to provide additional context for the data you have reported above. Context notes will be posted on the College Navigator website. Therefore, you should write all context notes using proper grammar (e.g., complete sentences with punctuation) and common language that can be easily understood by students and parents (e.g., spell out acronyms).


Institution: Northland Pioneer College (105349)

User ID: P1053491

Part M-1 - Pension Information

Fiscal Year: July 1, 2020 - June 30, 2021

Line No.	Description		Current year amount	Prior Year amount
01	Pension expense		1,386,311	1,071,897
02	Net Pension liability		19,939,359	17,163,097
03	Deferred inflows related to pension	<input checked="" type="checkbox"/>	428,122	1,537,390
04	Deferred outflows related to pension	<input checked="" type="checkbox"/>	3,670,387	1,823,604

 You may use the box below to provide additional context for the data you have reported above. Context notes will be posted on the College Navigator website. Therefore, you should write all context notes using proper grammar (e.g., complete sentences with punctuation) and common language that can be easily understood by students and parents (e.g., spell out acronyms).

Institution: Northland Pioneer College (105349)


User ID: P1053491

Part H - Details of Endowment Net Assets

Fiscal Year: July 1, 2020 - June 30, 2021

Include not only endowment net assets held by the institution, but any assets held by private foundations affiliated with the institution.

Line No.	Value of Endowment Net Assets	Market Value	Prior Year Amounts
01	Value of endowment net assets at the beginning of the fiscal year	<input type="text" value="12,414"/>	12,414
02	Value of endowment net assets at the end of the fiscal year	<input checked="" type="checkbox"/> <input type="text" value="12,414"/>	12,414
03	Change in value of endowment net assets CV=[H02-H01]	<input type="text" value="0"/>	0
03a	New gifts and additions	<input type="text" value="0"/>	0
03b	Endowment net investment return	<input type="text" value="0"/>	0
03c	Spending distribution for current use	<input type="text" value="0"/>	0
03d	Other CV=[H03-(H03a+H03b+H03c)]	<input type="text" value="0"/>	0

 You may use the box below to provide additional context for the data you have reported above. Context notes will be posted on the College Navigator website. Therefore, you should write all context notes using proper grammar (e.g., complete sentences with punctuation) and common language that can be easily understood by students and parents (e.g., spell out acronyms).

Endowment principal remains the same.


Institution: Northland Pioneer College (105349)

User ID: P1053491

Part N - Financial Health

Fiscal Year: July 1, 2020 - June 30, 2021

Line No.	Description <i>(If your institution is a parent institution then the amounts reported should include ALL of your child institutions. Include amounts for the institution's GASB and FASB component units.)</i>	Current year amount	Prior year amount
01	Operating income (Loss) + net nonoperating revenues (expenses)	6,801,358	8,144,682
02	Operating revenues + nonoperating revenues	38,111,809	38,749,783
03	Change in net position	6,801,358	8,144,682
04	Net position	102,645,514	95,844,156
05	Expendable net assets	66,516,263	58,138,746
06	Plant-related debt	0	0
07	Total expenses	31,310,451	30,605,101

 You may use the box below to provide additional context for the data you have reported above. Context notes will be posted on the College Navigator website. Therefore, you should write all context notes using proper grammar (e.g., complete sentences with punctuation) and common language that can be easily understood by students and parents (e.g., spell out acronyms).

Institution: Northland Pioneer College (105349)


User ID: P1053491

Part J - Revenue Data for the Census Bureau

Fiscal Year: July 1, 2020 - June 30, 2021

Source and type		Amount				
		Total for all funds and operations (includes endowment funds, but excludes component units)	Education and general/independent operations	Auxiliary enterprises	Hospitals	Agriculture extension/experiment services
		(1)	(2)	(3)	(4)	(5)
01	Tuition and fees	4,536,480	4,536,480			
02	Sales and services	230,520	<input type="text" value="189,002"/>	41,518		<input type="text" value="0"/>
03	Federal grants/contracts (excludes Pell Grants)	3,687,892	<input type="text" value="3,687,892"/>	<input type="text" value="0"/>	<input type="text" value="0"/>	<input type="text" value="0"/>
Revenue from the state government:						
04	State appropriations, current & capital	10,990,474	<input type="text" value="10,990,474"/>	<input type="text" value="0"/>	<input type="text" value="0"/>	<input type="text" value="0"/>
05	State grants and contracts	1,141,501	<input type="text" value="1,141,501"/>	<input type="text" value="0"/>	<input type="text" value="0"/>	<input type="text" value="0"/>
Revenue from local governments:						
06	Local appropriation, current & capital	0	<input type="text"/>	<input type="text" value="0"/>	<input type="text" value="0"/>	<input type="text" value="0"/>
07	Local government grants/contracts	0	<input type="text"/>	<input type="text" value="0"/>	<input type="text" value="0"/>	<input type="text" value="0"/>

08	Receipts from property and non-property taxes	15,645,234	
09	Gifts and private grants, NOT including capital grants	264,994	
10	Interest earnings	414,898	
11	<u>Dividend earnings</u>	0	
12	<u>Realized capital gains</u>		

 You may use the box below to provide additional context for the data you have reported above. Context notes will be posted on the College Navigator website. Therefore, you should write all context notes using proper grammar (e.g., complete sentences with punctuation) and common language that can be easily understood by students and parents (e.g., spell out acronyms).


Institution: Northland Pioneer College (105349)

User ID: P1053491

Part K - Expenditure Data for the Census Bureau

Fiscal Year: July 1, 2020 - June 30, 2021

Category		Total for all funds and operations (includes endowment funds, but excludes component units)	Education and general/ independent operations	Auxiliary enterprises	Hospitals	Agriculture extension/ experiment services
		(1)	(2)	(3)	(4)	(5)
02	Employee benefits, total	4,436,871	<input type="text" value="4,400,549"/>	<input type="text" value="36,322"/>	<input type="text" value="0"/>	<input type="text" value="0"/>
03	Payment to state retirement funds (may be included in line 02 above)	0	<input type="text" value="0"/>	<input type="text" value="0"/>	<input type="text" value="0"/>	<input type="text" value="0"/>
04	Current expenditures including salaries	25,526,386	<input type="text" value="25,382,520"/>	<input type="text" value="143,866"/>	<input type="text"/>	<input type="text" value="0"/>
Capital outlays						
05	Construction	623,069	<input type="text" value="623,069"/>	<input type="text" value="0"/>	<input type="text" value="0"/>	<input type="text" value="0"/>
06	Equipment purchases	1,076,833	<input type="text" value="1,076,833"/>	<input type="text" value="0"/>	<input type="text" value="0"/>	<input type="text" value="0"/>
07	Land purchases	0	<input type="text" value="0"/>	<input type="text" value="0"/>	<input type="text" value="0"/>	<input type="text" value="0"/>
08	Interest on debt outstanding, all funds and activities	<input type="text" value="0"/>				

 You may use the box below to provide additional context for the data you have reported above. Context notes will be posted on the College Navigator website. Therefore, you should write all context notes using proper grammar (e.g., complete sentences with punctuation) and common language that can be easily understood by students and parents (e.g., spell out acronyms).

Institution: Northland Pioneer College (105349)


User ID: P1053491

Part L - Debt and Assets for Census Bureau, page 1

Fiscal Year: July 1, 2020 - June 30, 2021

Debt

Category		Amount
01	Long-term debt outstanding at beginning of fiscal year	<input type="text" value="0"/>
02	Long-term debt issued during fiscal year	<input type="text" value="0"/>
03	Long-term debt retired during fiscal year	<input type="text" value="0"/>
04	Long-term debt outstanding at end of fiscal year	<input type="text" value="0"/>
05	Short-term debt outstanding at beginning of fiscal year	<input type="text" value="0"/>
06	Short-term debt outstanding at end of fiscal year	<input type="text" value="0"/>

 You may use the box below to provide additional context for the data you have reported above. Context notes will be posted on the College Navigator website. Therefore, you should write all context notes using proper grammar (e.g., complete sentences with punctuation) and common language that can be easily understood by students and parents (e.g., spell out acronyms).

Institution: Northland Pioneer College (105349)


User ID: P1053491

Part L - Debt and Assets for Census Bureau, page 2

Fiscal Year: July 1, 2020 - June 30, 2021

Assets

Category		Amount
07	Total cash and security assets held at end of fiscal year in sinking or debt service funds	1,315,781
08	Total cash and security assets held at end of fiscal year in bond funds	0
09	Total cash and security assets held at end of fiscal year in all other funds	81,145,833

 You may use the box below to provide additional context for the data you have reported above. Context notes will be posted on the College Navigator website. Therefore, you should write all context notes using proper grammar (e.g., complete sentences with punctuation) and common language that can be easily understood by students and parents (e.g., spell out acronyms).

Institution: Northland Pioneer College (105349)

User ID: P1053491

Prepared by

Prepared by

Reporting Reminders:

- The name of the preparer is being collected so that we can follow up with the appropriate person in the event that there are questions concerning the data.
- The Keyholder will be copied on all email correspondence to other preparers.
- The time it took to prepare this component is being collected so that we can continue to improve our estimate of the reporting burden associated with IPEDS.
- Please include in your estimate the time it took for you to review instructions, query and search data sources, complete and review the component, and submit the data through the Data Collection System.
- Thank you for your assistance.

This survey component was prepared by:

<input type="radio"/>	Keyholder	<input type="radio"/>	SFA Contact	<input type="radio"/>	HR Contact
<input checked="" type="radio"/>	Finance Contact	<input type="radio"/>	Academic Library Contact	<input type="radio"/>	Other

Name:

Email:

How many staff from your institution only were involved in the data collection and reporting process of this survey component?

Number of Staff (including yourself)

How many hours did you and others from your institution only spend on each of the steps below when responding to this survey component?
Exclude the hours spent collecting data for state and other reporting purposes.

Staff member	Collecting Data Needed	Revising Data to Match IPEDS Requirements	Entering Data	Revising and Locking Data
Your office	<input type="text" value="4.00"/> hours	<input type="text" value="16.00"/> hours	<input type="text" value="8.00"/> hours	<input type="text" value="1.00"/> hours
Other offices	<input type="text"/> hours	<input type="text"/> hours	<input type="text"/> hours	<input type="text"/> hours

Institution: Northland Pioneer College (105349)

User ID: P1053491

Summary

Finance Survey Summary

IPEDS collects important information regarding your institution. All data reported in IPEDS survey components become available in the IPEDS Data Center and appear as aggregated data in various Department of Education reports. Additionally, some of the reported data appears specifically for your institution through the College Navigator website and is included in your institution's Data Feedback Report (DFR). The purpose of this summary is to provide you an opportunity to view some of the data that, when accepted through the IPEDS quality control process, will appear on the College Navigator website and/or your DFR. College Navigator is updated approximately three months after the data collection period closes and Data Feedback Reports will be available through the [Data Center](#) and sent to your institution's CEO in November 2021.

Please review your data for accuracy. If you have questions about the data displayed below after reviewing the data reported on the survey screens, please contact the IPEDS Help Desk at: 1-877-225-2568 or ipedshelp@rti.org.

Core Revenues			
Revenue Source	Reported values	Percent of total core revenues	Core revenues per FTE enrollment
Tuition and fees	\$1,169,747	3%	\$823
State appropriations	\$10,990,474	29%	\$7,734
Local appropriations	\$15,645,227	41%	\$11,010
Government grants and contracts	\$9,412,361	25%	\$6,624
Private gifts, grants, and contracts	\$264,994	1%	\$186
Investment income	\$414,898	1%	\$292
Other core revenues	\$189,002	0%	\$133
Total core revenues	\$38,086,703	100%	\$26,803
Total revenues	\$38,111,809	N/A	\$26,820

Other core revenues include federal appropriations; sales and services of educational activities; other operating and nonoperating sources; and other revenues and additions (e.g., capital appropriations, capital grants and gifts, etc.). Core revenues exclude revenues from auxiliary enterprises (e.g., bookstores, dormitories), hospitals, and independent operations. For institutions reporting in Full parent/child relationships, core revenues per FTE enrollment amounts will not be allocated to child institutions.

Core Expenses			
Expense function	Reported values	Percent of total core expenses	Core expenses per FTE enrollment

Instruction	\$11,056,833	36%	\$7,781
Research	\$0	0%	\$0
Public service	\$0	0%	\$0
Academic support	\$1,259,165	4%	\$886
Institutional support	\$13,164,776	42%	\$9,264
Student services	\$2,214,514	7%	\$1,558
Other core expenses	\$3,443,918	11%	\$2,424
Total core expenses	\$31,139,206	100%	\$21,914
Total expenses	\$31,310,451	N/A	\$22,034

Other core expenses include scholarships and fellowships, net of discounts and allowances, and other expenses. Core expenses exclude expenses from auxiliary enterprises (e.g., bookstores, dormitories), hospitals, and independent operations. For institutions reporting in Full parent/child relationships, core expenses per FTE enrollment amounts will not be allocated to child institutions.

Calculated value

	Calculated value
FTE enrollment	1,421

The full-time equivalent (FTE) enrollment used in this report is the sum of the institution's FTE undergraduate enrollment and FTE graduate enrollment (as calculated from or reported on the 12-month Enrollment component). FTE is estimated using 12-month instructional activity (credit and/or clock hours). All doctor's degree students are reported as graduate students.

Institution: Northland Pioneer College (105349)

User ID: P1053491

Edit Report

Finance

Source	Description	Severity	Resolved	Options
Screen: Scholarships & Fellowships				
Screen Entry	The amount reported is outside the expected range of between 141,108 and 423,324 when compared with the prior year value. Please correct your data or explain. (Error #5301)	Explanation	Yes	
Reason	Increased due to CARES and HEERF scholarships.			
Screen: Sources of Discounts and Allowances				
Screen Entry	The amount reported is outside the expected range of between 1,108,489 and 3,325,467 when compared with the prior year value. Please correct your data or explain. (Error #5301)	Explanation	Yes	
Reason	Derived from Financial statements, Multiyear expenses applied as allowances against revenue.			
Screen Entry	The amount reported is outside the expected range of between 141,108 and 423,324 when compared with the prior year value. Please correct your data or explain. (Error #5301)	Explanation	Yes	
Reason	Derived from Financial statements, Multiyear expenses applied as allowances against revenue.			
Screen Entry	The amount reported is outside the expected range of between 9,372 and 28,114 when compared with the prior year value. Please correct your data or explain. (Error #5301)	Explanation	Yes	
Reason	Derived from Financial statements, Multiyear expenses applied as allowances against revenue.			
Screen Entry	The amount reported is outside the expected range of between 30,503 and 91,509 when compared with the prior year value. Please correct your data or explain. (Error #5301)	Explanation	Yes	
Reason	Derived from Financial statements, Multiyear expenses applied as allowances against revenue.			
Screen Entry	The amount reported is outside the expected range of between 482 and 1,444 when compared with the prior year value. Please correct your data or explain. (Error #5301)	Explanation	Yes	

Reason	Derived from Financial statements, Multiyear expenses applied as allowances against revenue.			
Screen: Expenses Part 1				
Screen Entry	The amount reported is outside the expected range of between 60,983 and 182,949 when compared with the prior year value. Please correct your data or explain. (Error #5301)	Explanation	Yes	
Reason	No expenses were made to Public Service.			
Screen: Pension Information				
Screen Entry	The amount reported is outside the expected range of between 999,304 and 2,075,476 when compared with the prior year value. Please correct your data or explain. (Error #5301)	Explanation	Yes	
Reason	Actual amounts allocated by the AZ State Retirement System.			
Screen Entry	The amount reported is outside the expected range of between 1,185,343 and 2,461,865 when compared with the prior year value. Please correct your data or explain. (Error #5301)	Explanation	Yes	
Reason	Actual amounts allocated by the AZ State Retirement System.			
Screen: Endowment data				
Screen Entry	The reported value of endowment assets at the end of the fiscal year should not be identical to the prior year amount. Please correct your data or contact the IPEDS Help Desk for assistance. (Error #5304)	Fatal	Yes	
Reason	Overridden by administrator. Interest on endowments is used for scholarships, assets remain consistent year to year. JI			

IPEDS 2021-22 Data Collection System

IPEDS HELP DESK (877) 225-2568 | ipedshelp@rti.org

OMB NO. 1850-0582 v.29 : Approval Expires 8/31/2022

User ID: P1053491

Academic Libraries 2021-22

Institution: Northland Pioneer College (105349)

User ID: P1053491

Overview

Academic Libraries Overview

Welcome to the IPEDS Academic Libraries (AL) survey component. The purpose of the AL component of IPEDS is to collect information on library collections, library staff, library expenses, and library services for libraries in degree-granting postsecondary institutions.

Data Reporting Reminders

- Report data to accurately reflect the time period corresponding with the IPEDS survey component, even if such reporting is seemingly inconsistent with prior-year reporting. For example, if a summer term began later than usual due to Coronavirus Pandemic postponements, continue to report using the timeframes as defined in the IPEDS instructions. NCES expects that some data reported during the 2021-22 data collection year will vary from established prior trends due to the impacts of Coronavirus Pandemic. If an error edit is triggered even when submitting accurate data, please indicate in the corresponding context box or verbally to the Help Desk that the seemingly inconsistent data are accurate and reflect the effects of Coronavirus Pandemic.
- Report all data for fiscal year (FY) 2021. Fiscal Year 2021 is defined as the most recent 12-month period that ends before October 1, 2021, that corresponds to the institution's fiscal year.

Changes to reporting for 2021-22:

There are no changes to this survey component.

Coverage

Include data for the main or central academic library and all branch and independent libraries that were open all or part of the Fiscal Year 2021. Branch and independent libraries are defined as auxiliary library service outlets with quarters separate from the central library that houses the basic collection. The central library administers the branches. Libraries on branch campuses that have separate IPEDS unit identification numbers are reported as separate libraries.

Resources:

- To download the survey materials for this component: [Survey Materials](#)
- Visit the [Academic Libraries Resource](#) page for additional reporting resources.
- To access your prior year data submission for this component: [Reported Data](#)
- For more information about the previous survey: [Academic Libraries Survey](#)

If you have questions about completing this survey, please contact the **IPEDS Help Desk at 1-877-225-2568**.

Institution: Northland Pioneer College (105349)

User ID: P1053491

Screening Questions

i Were your annual total library expenses (including staff salaries and wages) for Fiscal Year 2021:

- Less than \$100,000 Greater than or equal to \$100,000

Is the library collection entirely electronic?

- No Yes

Institution: Northland Pioneer College (105349)

User ID: P1053491

Library Collections/Circulation, Interlibrary Loan Services, and Library Staff

Section I: For all degree-granting institutions with library expenses >0 and/or access to a library collection

NOTE - This section of the survey collects data on selected types of material. It does not cover all materials. Report the total number of each category held at the END of Fiscal Year 2021.

Library Collections	Physical		Digital/Electronic		Total	
		Prior Year Amount		Prior Year Amount		
Books	<input type="text" value="47,738"/>	50,217	<input type="text" value="5,637"/>	5,525		
Databases			<input type="text" value="91"/>	81		
Media	<input type="text" value="5,245"/>	5,255	<input type="text"/>	0		
Serials	<input type="text" value="120"/>	105 <input checked="" type="checkbox"/>	<input type="text" value="54"/>	293		
Total	53,103	55,577	5,782	5,899	58,885	
<input checked="" type="checkbox"/> Library Circulation	<input checked="" type="checkbox"/>	<input type="text" value="924"/>	9,205 <input checked="" type="checkbox"/>	<input type="text" value="100,714"/>	158,006	101,638

Does your institution have Interlibrary Loan Services ?

- No
- Yes

Interlibrary Loan Services		Number	Prior Year Amount
Total interlibrary loans and documents provided to other libraries	<input checked="" type="checkbox"/>	<input type="text" value="83"/>	185
Total interlibrary loans and documents received	<input checked="" type="checkbox"/>	<input type="text" value="9"/>	19

Does your institution have Library Staff?

- No
- Yes

Library Staff		Number of FTEs	Prior Year Amount

Librarians		<input type="text" value="4.00"/>	4.00
Other Professional Staff		<input type="text" value="3.00"/>	3.00
All Other Paid Staff (Except Student Assistants)		<input type="text" value="4.00"/>	4.00
Student Assistants	<input checked="" type="checkbox"/>	<input type="text" value="0.00"/>	2.00
Total		11.00	13.00

You may use the box below to provide additional context for the data you have reported above.

We removed Flipster (electronic magazines). We were closed for half of the year (lower circulation). We did not have student workers this year. We also weeded the collection.

Institution: Northland Pioneer College (105349)

User ID: P1053491

Expenses

Section II: For degree-granting institutions with library expenses >= \$100,000Library expenses should be reported for the most recent 12-month period that corresponds to your institution's fiscal year that ends before October 1, 2021.

		Prior Year Amount
i Indicate the number of <u>branch and independent libraries</u> (exclude the main or central library).	8	8

i Expenses	Amount	
Total <u>salaries and wages</u> for the library staff	355,126	304,940

Are staff <u>fringe benefits</u> paid out of the library budget?			
<input type="radio"/>	No		
<input checked="" type="radio"/>	Yes	Total Fringe benefits <input checked="" type="checkbox"/>	126,083
			95,389

Materials/services expenses

One-time purchases of <u>books</u> , <u>serial back-files</u> , and other materials	4,533	
<u>Ongoing commitments to subscriptions</u>	62,879	
All other materials/services costs	2,378	
Total materials/services expenses	69,790	78,433

Operations and maintenance expenses

<u>Preservation services</u>	0	
All other operations and maintenance expenses	0	
Total operations and maintenance expenses	0	0

Total Expenses	550,999	478,762
Total Expenses (minus Fringe Benefits)	424,916	383,373

You may use the space below to provide context for the data you've reported above.

Institution: Northland Pioneer College (105349)

User ID: P1053491

Prepared by

Prepared by

Reporting Reminders:

- The name of the preparer is being collected so that we can follow up with the appropriate person in the event that there are questions concerning the data.
- The Keyholder will be copied on all email correspondence to other preparers.
- The time it took to prepare this component is being collected so that we can continue to improve our estimate of the reporting burden associated with IPEDS.
- Please include in your estimate the time it took for you to review instructions, query and search data sources, complete and review the component, and submit the data through the Data Collection System.
- Thank you for your assistance.

This survey component was prepared by:

<input type="radio"/>	Keyholder	<input type="radio"/>	SFA Contact	<input type="radio"/>	HR Contact
<input type="radio"/>	Finance Contact	<input checked="" type="radio"/>	Academic Library Contact	<input type="radio"/>	Other

Name:

Email:

How many staff from your institution only were involved in the data collection and reporting process of this survey component?

Number of Staff (including yourself)

How many hours did you and others from your institution only spend on each of the steps below when responding to this survey component?
Exclude the hours spent collecting data for state and other reporting purposes.

Staff member	Collecting Data Needed	Revising Data to Match IPEDS Requirements	Entering Data	Revising and Locking Data
Your office	<input type="text" value="2.00"/> hours	<input type="text" value="1.00"/> hours	<input type="text" value="2.00"/> hours	<input type="text"/> hours
Other offices	<input type="text" value="4.00"/> hours	<input type="text"/> hours	<input type="text"/> hours	<input type="text"/> hours

Institution: Northland Pioneer College (105349)

User ID: P1053491

Summary

Academic Libraries Component Summary

IPEDS collects important information regarding your institution. All data reported in IPEDS survey components become available in the IPEDS Data Center and appear as aggregated data in various Department of Education reports. Additionally, some of the reported data appears specifically for your institution through the College Navigator website and is included in your institution's Data Feedback Report (DFR). The purpose of this summary is to provide you an opportunity to view some of the data that, when accepted through the IPEDS quality control process, will appear on the College Navigator website and/or your DFR. College Navigator is updated approximately three months after the data collection period closes and Data Feedback Reports will be available through the [Data Center](#) and sent to your institution's CEO in November 2021.

Please review your data for accuracy. If you have questions about the data displayed below after reviewing the data reported on the survey screens, please contact the IPEDS Help Desk at: 1-877-225-2568 or ipedshelp@rti.org.

Library Collections/Circulation	Physical Collection	Digital/Electronic Collection
Books	47,738	5,637
Databases		91
Media	5,245	
Serials	120	54
Total Collection	53,103	5,782
Total Circulation	924	100,714

Expenses	Amount
Salaries and wages	\$355,126
Fringe benefits	\$126,083
Materials/services expenses	\$69,790
Operations and maintenance expenses	\$0
Total expenses	\$550,999

Institution: Northland Pioneer College (105349)

User ID: P1053491

Edit Report

Academic Libraries

Source	Description	Severity	Resolved	Options
Screen: Collections/Circulation/Interlibrary Loan Services and Staff				
Screen Entry	The number entered (924) is outside the expected range of between 6,444 and 11,966 compared to the prior year value. Please correct your data or explain. (Error #15015)	Explanation	Yes	
Reason	We were closed for half of the year			
Screen Entry	The number entered (100,714) is outside the expected range of between 110,605 and 205,407 compared to the prior year value. Please correct your data or explain. (Error #15015)	Explanation	Yes	
Reason	Closed for half of the year			
Screen Entry	The number entered (83) is outside the expected range of between 130 and 240 compared to the prior year value. Please correct your data or explain. (Error #15015)	Explanation	Yes	
Reason	Closed for half of the year			
Screen Entry	The number entered (9) is outside the expected range of between 14 and 24 compared to the prior year value. Please correct your data or explain. (Error #15015)	Explanation	Yes	
Reason	Closed for half of the year			
Screen Entry	The number entered (54) is outside the expected range of between 206 and 380 compared to the prior year value. Please correct your data or explain. (Error #15015)	Explanation	Yes	
Reason	No longer subscribe to Flipster			
Screen Entry	The Student Assistants(0.00) is outside the expected range compared to Student Assistants reported in the prior year(2.00). Please correct your data or explain. (Error #15815)	Explanation	Yes	
Reason	No student workers due to being closed for half of the year and no students on campus			

Screen: Expenses

Screen Entry	The number entered (126,083) is outside the expected range of between 76,312 and 114,466 compared to the prior year value. Please correct your data or explain. (Error #15015)	Explanation	Yes	
Reason	Change in staffing			